

# **\*TM 5-4930-206-35P**

**DEPARTMENT OF THE ARMY TECHNICAL MANUAL**

---

**DIRECT AND GENERAL SUPPORT AND DEPOT MAINTENANCE  
REPAIR PARTS AND SPECIAL TOOLS LISTS**

**LUBRICATING AND SERVICING UNIT: TRAILER MOUNTED;  
15 CFM COMPRESSOR, GASOLINE DRIVEN  
(GRAY MODEL 251437)  
FSN 4930-892-5067**

This copy is a reprint which includes current  
pages from Changes 1 and 2.

---

**HEADQUARTERS, DEPARTMENT OF THE ARMY**

**21 NOVEMBER 1968**

**TM 5-4930-206-35P**  
**C 2**

CHANGE }  
NO. 2 }

HEADQUARTERS  
DEPARTMENT OF THE ARMY  
WASHINGTON, D.C., 28 October 1986

Direct and General Support and Depot Maintenance  
Repair Parts and Special Tools Lists

LUBRICATING AND SERVICING UNIT: TRAILER MOUNTED;  
15 CFM COMPRESSOR, GASOLINE DRIVEN  
(GRAY MODEL 251-437)  
FSN 4930-892-5067

TM 5-4930-206-35P, 21 November 1968, is changed as follows:

Page 1, Figure 1, item number blank. Change Stock Number from "2805-776-0483" to "2805-01-139-0596". Change Reference No. and MFR Code from "4A032-1(88408)" to "13206E0000-3(97403)". Change Description to Engine, Gasoline: for repair parts refer to TM 5-2805-203-24P (Model 4A032-3)".

**By Order of the Secretary of the Army:**

**Official:**

**R. L. DILWORTH**  
*Brigadier General, United States Army*  
*The Adjutant General*

**JOHN A. WICKHAM, JR.**  
*General, United States Army*  
*Chief of Staff*

**DISTRIBUTION:**

To be distributed in accordance with DA Form 12-25A, Direct Support and General Support Maintenance requirements for Lubricating and Service Unit, Gas Driven, Trailer Mounted, 16 CFM Compressor (251-437) (TM 5-4930-206 Series)

CHANGE }  
NO. 1 }

HEADQUARTERS  
DEPARTMENT OF THE ARMY  
Washington, D.C. 28 May 1970

**Direct and General Support and Depot Maintenance Repair Parts  
and Special Tools Lists**

**LUBRICATING AND SERVICING UNIT: TRAILER MOUNTED, 15 CFM COMPRESSOR,  
GASOLINE DRIVEN (GRAY MODEL 251-437) FSN 4930-892-5067**

**Current as of 16 June 1969**

TM 5-4930-206-35P, 21 November 1968, is  
changed as follows:  
All changes additions, or deletions of Federal  
Stock Numbers or Manufacturer's Part Numbers

within these changes should be appropriately  
reflected in the index.  
*Section II.* Change add or delete as shown on the  
following pages:



By Order of the Secretary of the Army:

Official:

**KENNETH G. WICKHAM,**  
*Major General, United States Army,*  
*The Adjutant General.*

**W. C. WESTMORELAND,**  
*General, United States Army,*  
*Chief of Staff.*

Distribution:

To be distributed in accordance with DA Form 12-25, Sec I (qty rqr Block #139), Direct and General Support requirements for Equipment, Lubricating and Servicing.

TECHNICAL MANUAL }  
 No. 5-4930-206-35P }

HEADQUARTERS  
 DEPARTMENT OF THE ARMY  
 WASHINGTON, D. C. 21 November 1968

**DIRECT AND GENERAL SUPPORT AND DEPOT MAINTENANCE**  
**REPAIR PARTS AND SPECIAL TOOLS LISTS**  
**LUBRICATING AND SERVICING UNIT, TRAILER**  
**MOUNTED; 15 CFM COMPRESSOR, GASOLINE DRIVEN**  
**(GRAY MODEL 251437) FSN 4930-892-5067**  
**Current as of 3 October 1968**

	Paragraph	Page
SECTION I. INTRODUCTION		
Scope -----	1	iii
General -----	2	iii
Explanation of columns -----	3	iii
Special information -----	4	v
How to locate repair parts -----	5	v
Abbreviations -----	6	v
Federal supply codes for manufacturers -----	7	v
Report of equipment publication improvements -----	8	vi
II. REPAIR PARTS FOR DS, GS, AND DEPOT MAINTENANCE		
Group 01. Engine		
0100 Engine assembly -----		1
0103 Flywheel assembly -----		1
0106 Engine lubrication system -----		1
02. Clutch		
0200 Clutch assembly -----		2
0202 Clutch release mechanism -----		3
03. Fuel System		
0306 Tanks, lines, fittings, headers -----		3
0312 Accelerator, throttle or choke controls -----		6
04. Exhaust System		
0401 Muffler and pipes -----		6
06. Electrical System (Engine and Vehicular, etc.)		
0601 Generator, alternator -----		7
0602 Generator regulator (voltage) -----		11
0603 Starting motor -----		11
0606 Engine safety controls -----		14
0607 Instrument or engine control panel -----		14
0610 Sending units and warning switches -----		20
0612 Batteries, storage (wet or dry) -----		21
15. Frame, Towing Attachments and Drawbars		
1501 Frame assembly -----		22
18. Body, Cab, Hood and Hull		
1808 Stowage racks, boxes, straps carrying cases, cable reels, hose reels, etc. -----		23
1812 Special purpose bodies -----		27

\*This manual together with TM 5-4930-206-20P supersedes TM 5-4930-206-25P, 8 March 1965 and C1, 10 August 1965.

	Page
Group 22. Body Chassis or Hull, and Accessory Items	
2202 Accessory items -----	30
2207 Winterization equipment -----	37
2210 Data plates and instruction holders -----	39
47. Gages, (Nonelectrical), Weighing and Measuring Devices	
4702 Gages, Mountings, lines and fittings -----	42
4705 Flow meters and regulators -----	43
50. Pneumatic Equipment (Air Compressors, Pneumatic Motors, etc.)	
5000 Air compressor assembly -----	45
5001 Crankcase, block, cylinder head -----	45
5002 Crankshaft -----	46
5004 Pistons, connecting rods, and rotors -----	46
5005 Valves, camshaft and timing mechanism -----	48
5006 Lubrication system -----	51
5007 Compressor drive -----	52
5008 Air intakes -----	52
5009 Unloader system components -----	55
5010 Compressor cooling and heating -----	58
5012 Throttling devices -----	59
5014 Air receiver -----	61
5015 Air discharge system -----	61
72. Dispensing and Servicing Equipment Components	
7201 Lubricating equipment -----	63
7202 Pumps and meters -----	73
7203 Valves, fittings lines -----	90
76. Fire Fighting Equipment Components	
7603 Fire extinguishers -----	104
95. General Use Standardized Parts	
9501 Bulk material -----	104
99. Parts Peculiar	
9901 Multi-listed parts -----	104
SECTION III. SPECIAL TOOL, TEST AND SUPPORT EQUIPMENT FOR DS, GS, AND DEPOT MAINTENANCE (NOT APPLICABLE)	
IV. FEDERAL STOCK NUMBER AND REFERENCE NUMBER INDEX -----	160

## SECTION I

### INTRODUCTION

---

#### 1. Scope

This manual lists repair parts, and special tools required for the performance of direct support, general support, and depot maintenance of the lubricating and servicing unit.

#### 2. General

a. The repair parts list is arranged as follows:

(1) Individual parts and major assemblies are listed alphabetically by item name within the numbered -functional groups.

(2) Assembly components and subassemblies are indented and listed alphabetically by item name under major assemblies.

b. This Repair Parts and Special Tools List is divided into the following sections:

(1) *Repair Parts--Section II.* A list of repair parts authorized for the performance of maintenance at the direct support, general support, and depot level.

(2) *Special Tools, Test and Support Equipment--Section III.* A list of special tools, test and support equipment authorized for the performance of maintenance at the direct support, general support, and depot level. (Not applicable)

(3) *Federal Stock Number and Reference Number Index--Section IV.* A list of Federal stock numbers followed by reference numbers in ascending alpha-numeric sequence cross-referenced to index number.

#### 3. Explanation of Columns

The following provides an explanation of columns in the tabular lists in Sections II and III.

a. *Source, Maintenance, and Recoverability Codes (SMR), Column (1):*

(1) Source Code, indicates the selection

status and source for the listed item. Source codes used are:

Code	Explanation
P	Applied to repair parts which are stocked in or supplied from DSA/GSA or Army supply system, and authorized for use at indicated maintenance categories.
M	Applied to repair parts which are not procured or stocked but are to be manufactured at indicated maintenance categories.
A	Applied to assemblies which are not procured or stocked as such, but made up of two or more units, each of which carry individual stock numbers and descriptions and are procured and stocked and can be assembled by units at indicated maintenance categories.
X	Applied to parts and assemblies which are not procured or stocked, the mortality of which is normally below that of the applicable end item, and the failure of which should result in retirement of the end item from the supply system.
X1	Applied to repair parts which are not procured or stocked, the requirement for which will be supplied by use of the next higher assembly or components.
X2	Applied to repair parts which are not stocked. The indicated maintenance category requiring such repair parts will attempt to obtain them through cannibalization; if not obtainable through cannibalization, such repair parts will be requisitioned with supporting justification through normal supply channels.
C	Applied to repair parts authorized for local procurement. If not obtainable from local procurement, such repair parts will be requisitioned through normal supply channels with a supporting statement of non-availability from local procurement.
G	Applied to major assemblies that are procured with PEMA (Procurement Equipment Missile Army) funds for initial issue only to be used as exchange assemblies at DSU and GSU maintenance lev-



**TM 5-4930-206-35P**

Code	Explanation
	el. These assemblies will not be stocked above DSU and GSU level or returned to depot supply level.

*Note.* Source code is not shown on common hardware items known to be readily available in Army supply channels and through local procurement.

(2) Maintenance Code, indicates the lowest category of maintenance authorized to install the listed item. The maintenance level codes are:

Code	Explanation
O----	Organizational maintenance
F----	Direct support maintenance
H --	General support maintenance
D----	Depot maintenance

(3) Recoverability Code, indicates whether unserviceable items should be returned for recovery or salvage. Items not coded are expendable. Recoverability codes are:

Code	Explanation
R	Applied to repair parts and assemblies which are economically repairable at DSU and GSU activities and normally are furnished by supply on an exchange basis.
T	Applied to high dollar value recoverable repair parts which are subject to special handling and are issued on an exchange basis. Such repair parts normally are repaired or overhauled at depot maintenance activities.
U	Applied to repair parts specifically selected for salvage by reclamation units because of precious metal content, critical materials, high dollar value reusable castings or castings.

(4) This column also lists, below the SMR code, an index number for each item in ascending numerical sequence, which is used to locate items in the publication when the Federal stock number and/or reference number is known,

*b. Federal Stock Number, Column (2).* This column indicates the Federal stock number for the item.

*c. Description, Column (3).* This column indicates the Federal item name and any additional description of the item required. A part number or other reference number is followed by the applicable five-digit Federal supply code for manufacturers in parentheses. Mate-

rial required for manufacture or fabrication is identified.

*d. Unit of Issue, Column (4).* The column indicates the unit used as basis for issue, e.g., ea, pr, ft, yd, etc.

*e. Quantity Incorporated in Unit Pack, Column (5).* This column indicates the actual quantity contained in the unit pack.

*f. Quantity Incorporated in Unit, Column (6).* This column indicates the quantity of the item used in the functional group.

*g. Thirty-Day DS/GS Maintenance Allowances, Columns (7) and (8).*

(1) The allowance columns are divided into three subcolumns. Indicated in each subcolumn is the quantity of items authorized for the number of equipments supported. Items authorized for use as required but not for initial stockage are identified with an asterisk in the allowance column.

(2) The quantitative allowances for DS/GS levels of maintenance will represent initial stockage for a 30-day period for the number of equipments supported.

(3) Determination of the total quantity of parts required for maintenance of more than 100 of these equipments can be accomplished by converting the equipment quantity to a decimal factor by placing a decimal point before the next to last digit of the number to indicate hundredths, and multiplying the decimal factor by the parts quantity authorized in the 51-100 allowance column. Example, authorized allowance for 51-100 equipments is 40; for 150 equipments multiply 40 by 1.50 or 60 parts required.

*h. One-Year Allowances Per 100 Equipments/Contingency Planning Purposes, Column (9).* This column indicates the quantity required for distribution and contingency planning purposes. The range of items indicates total quantities of all authorized items required to provide for adequate support of 100 equipments for one year.

*i. Depot Maintenance Allowance Per 100 Equipments, Column (10).* This column indicates the quantity authorized for depot maintenance of 100 equipments. Items authorized for use but not for initial stockage are identified with an asterisk in the allowance column.

*j. Illustration Column (11).*

- (1) *Figure Number.* Indicates the figure number of the illustration in which the item is shown.
- (2) *Item Number.* Indicates the callout number used to reference the item in the illustration.

**4. Special Information**

- a.* For repair parts for the Military Standard Engine refer to TM 5-2805-203-24P.
- b.* Repair parts mortality has been based on 1,000 hours of operation per year.
- c.* Parts which require manufacture or assembly at a category higher than that authorized for installation will indicate in the source column the higher category.
- d.* The following publications pertain to the lubricating and servicing unit and its components:

TM 5-4930-206-15	Organizational, DS, GS, and depot maintenance manual.
TM 5-4930-206-20P	Organization maintenance repair parts and special tools.

**5. How to locate Repair Parts**

- a.* When the Federal stock number or reference number is unknown:
  - (1) *First.* Using the table of contents, determine the functional group within which the repair part belongs.
  - (2) *Second.* Find the illustration covering the functional group to which the repair part belongs.
  - (3) *Third.* Identify the repair part on the illustration, and note the illustration figure and item number of the repair part.
  - (4) *Fourth.* Using the Repair Parts Listing, find the functional group to which the repair part belongs and locate the illustration figure and item number noted on the illustration.
- b.* When Federal stock number or reference number is known:
  - (1) *First.* Using the Index of Federal stock numbers and reference numbers, find the pertinent Federal stock number or reference number. This index is in ascending alpha-

numeric sequence cross-referenced to an index number.

- (2) *Second.* Using the Repair Listing, find the index number referenced in the Index of Federal stock numbers and reference numbers.

**6. Abbreviations**

dia .....	diameter
Ea .....	Each
ext .....	external
ft .....	foot (feet)
gal .....	gallon (s)
grp .....	group
ID .....	Inside Diameter
in. ....	inch (es)
int .....	internal
lb .....	pound (s)
lg .....	long (length)
mtg .....	mounting
No .....	Number
OD .....	Outside Diameter
rl .....	roll (s)
sh .....	sheet(s)
thd .....	Thread(ed)
thk- .....	thick (ness)
v .....	volt (s)

**7. Federal Supply Codes for Manufacturer**

Code	Manufacturer
0000----	Ordnance Corps.
00424----	Adams Equipment Corp.
03990----	Ard Equipment Corp.
03996----	Knowles Mfg. Co.
04009----	Arrow-Hart and Hegeman Electric Co.
04941----	Walsco Electronics Corp.
05105----	Badger Meter Mfg. Co.
08070----	Tru-Flate Division Parker-Hannifin Corp.
08288----	Military Supply Standards
11568----	Champion Pneumatic Machinery Co.
12600----	Universal Lubricating Systems, Inc
13445----	Fabricast, Inc.
15529----	Curtis Mfg. Co.
15638----	Brielle Marine and Industrial Equipment Co.
16764----	Delco-Remy Division of General Motors corps.
24446----	General Electric Co.
24617----	General Motors Corp.
25980----	Gray Co. Inc.
30327----	Imperial-Eastman Corp.
32573----	KGM Equipment Co. Div of Air Products and Chemicals, Inc.
33525----	Kidde Walter and Co.
35510----	Leece-Neville Co.
36693----	Littleford Bros, Inc.

## TM 5-4930-206-35P

Code	Manufacturer
43334	New Departure Division of General Motors Corp.
43990	Norgren C. A. Co.
50513	White Motor Co. The Lansing Division
59730	Thomas and Betts Co.
60038	Timken Roller Bearing Co.
70270	Alemite Corp.
70434	Anchor Coupling Co. Inc.
70436	Arens Control, Inc.
71785	Cinch Mfg. Co. and Howard B. Jones Div.
74965	Jerguson Gage and Valve Co.
75336	Kingston F. C. Co.
76381	Minnesota Mining and Mfg. Co.
76814	Northern Engraving Co.
77335	Plews Oiler Co.
78189	Shake Proof Division of Illinois Tool Works, Inc.
78252	Stolper Industries, Inc.
78553	Tinnerman Products, Inc.
79470	Weatherhead Co. The
80325	Sterling Electric Co.
81348	Federal Specifications Promulgated by General Services Administration
81352	Air Force-Navy Aeronautical Specifications promulgated by Aeronautical Standards Group
84513	Ferry Cap and Set Screw Co.

Code	Manufacturer
87005	Madden Brass Products Co.
88042	Army Air Force Drawings Under Custodianship of The Air Force
88408	Continental Motor Corp.
95425	Benjamin Keel Products, Inc.
96113	V-Belt Clutch Co., Inc.
96906	Military Standards promulgated by Standardization Div. Directorate of Logistic Services DSA
98738	Stewart-Warner Electronic Division of Stewart-Warner Corp.

### 8. Report of Equipment Publication Improvements

Report of errors, omissions, and recommendations for improving this publication by the individual user is encouraged. Reports should be submitted on DA Form 2028 (Recommended Changes to DA Publications) and forwarded direct to Commanding General, U.S. Army Mobility Command, ATTN: AMSME-MPP, 4300 Goodfellow Boulevard, St. Louis, Mo. 63120.

(1) SMR CODE INDEX NO.	(2) FEDERAL STOCK NUMBER	(3) DESCRIPTION  REFERENCE NO. & MFR CODE      USABLE ON CODE	(4) UNIT OF ISSUE	(5) QTY INC IN UNIT PACK	(6) QTY INC IN UNIT	(7) 30-DAY DS MAINT ALLOWANCE			(8) 30-DAY GS MAINT ALLOWANCE			(9) 1-YR ALW PER 100 EQUIP CNTGCV	(10) DEPOT MAINT ALW- PER 100 EQUIP	(11) ILLUS- TRATION		
						(a)	(b)	(c)	(a)	(b)	(c)			(a)	(b)	
						1-20	21-50	51-100	1-20	21-50	51-100			FIG NO.	ITEM NO	
00001		SECTION II – REPAIR PARTS FOR DIRECT SUPPORT, GENERAL SUPPORT AND DEPOT MAINTENANCE														
00002		GROUP 01 – ENGINE														
00002		0100 – ENGINE ASSEMBLY														
X2 F R 00003		ENGINE AND COMPRESSOR ASSEMBLY 206-508 (25980)	EA		1											
P 0 T 00004	2805-776-0483	ENGINE, GASOLINE: Military Standard Model 4A032-1 4A032-1 (88408)	EA		1	*	*	*	*	*	*	5	5	1		
0 00005	5310-880-7744	NUT, PLAIN, HEXAGON: engine mtg	EA		4	*	*	*	*	*	*	*	*	1	19	
X2 0 00006	5305-733-2265	SCREW, ASSEMBLED WASHER: engine mtg 101-793 (25980)	EA		4	*	*	*	*	*	*	*	*	1	25	
0 00007	5310-081-4219	WASHER, FLAT: engine mtg	EA		4	*	*	*	*	*	*	*	*	1	18	
X2 0 00008		WASHER, LOCK: engine mtg 101-438-(25980)	EA		8									1	17	
00009		0103 – FLYWHEEL ASSEMBLY														
X2 F 00010		COVER, FLYWHEEL 206-554 (25980)	EA		1									1	9	
X2 F 00011		SCREW: flywheel cover mtg 100-575 (25980)	EA		8									1	7	
F 00012 00013	5310-011-0730	WASHER, LOCK: flywheel cover mtg	EA		8	*	*	*	*	*	*	*	*	1	8	
		0106 – ENGINE LUBRICATION SYSTEM														
X2 0 00014		ADAPTER: oil drain 166-295 (25980)	EA		1								10	1	24	
X2 0 00015		CLAMP, HOSE: oil drain 102-122 (25980)	EA		2									1	22	
X2 0 00016		HOSE, DRAIN 166-321 (25980)	EA		1									1	21	



(1) SMR CODE INDEX NO.	(2) FEDERAL STOCK NUMBER	(3) DESCRIPTION  REFERENCE NO. & MFR CODE      USABLE ON CODE	(4) UNIT OF ISSUE	(5) QTY INC IN UNIT PACK	(6) QTY INC IN UNIT	(7) 30-DAY DS MAINT ALLOWANCE			(8) 30-DAY GS MAINT ALLOWANCE			(9) 1-YR ALW PER 100 EQUIP CNTGCV	(10) DEPOT MAINT ALW- PER 100 EQUIP	(11) ILLUS- TRATION	
						(a)	(b)	(c)	(a)	(b)	(c)			(a)	(b)
						1-20	21-50	51-100	1-20	21-50	51-100			FIG NO.	ITEM NO
X2 F 00032		RING, SNAP: clutch plate BB13Y (96113)	EA		1									2	15
X2 F 00033		RING, SNAP: clutch plate BB5D (96113)	EA		1									2	16
F 00034	5305-292-7629	SETSCREW: clutch disk	EA		1	*	*	*	*	*	*	*	*	2	3
X1 00035		SLEEVE, CAM: clutch BB55 (96113)	EA		1									2	18
X2 F 00036		RETAINER, CLUTCH 166-315 (25980)	EA		1									2	14
X2 F 00037		SCREW, CAP, HEXAGON HEAD: clutch shaft 100-184 (25980)	EA		5									2	4
X2 F 00038		SHAFT CLUTCH 166-314 (25980)	EA		1									2	1
F 00039 00040	5310-010-3320	WASHER, LOCK: clutch shaft  0202 – CLUTCH RELEASE MECHANISM	EA		5	*	*	*	*	*	*	*	*	2	2
X2 F 00041	4930-995-1535	COLLAR, THROWOUT BB99 (96113)	EA		1									2	17
X2 F 00042		HANDLE, FORK: clutch throwout BB81 (96113)	EA		1									2	13
X2 F 00043		PIN, COTTER: clutch throwout handle 100-579 (25980)	EA		3									2	12
X2 F 00044		RIVET: clutch throwout handle 158-047 (25980)	EA		1									2	11
00045		GROUP 03 – FUEL SYSTEM													
00046		0306 – TANKS, LINES, FITTINGS, HEADERS													
X2 0 00047		ADAPTER, HOSE 159-840 (25980)	EA		1									1	4

(1) SMR CODE INDEX NO.	(2) FEDERAL STOCK NUMBER	(3) DESCRIPTION  REFERENCE NO. & MFR CODE      USABLE ON CODE	(4) UNIT OF ISSUE	(5) QTY INC IN UNIT PACK	(6) QTY INC IN UNIT	(7) 30-DAY DS MAINT ALLOWANCE			(8) 30-DAY GS MAINT ALLOWANCE			(9) 1-YR ALW PER 100 EQUIP CNTGCV	(10) DEPOT MAINT ALW- PER 100 EQUIP	(11) ILLUS- TRATION	
						(a)	(b)	(c)	(a)	(b)	(c)			(a)	(b)
						1-20	21-50	51-100	1-20	21-50	51-100			FIG NO.	ITEM NO
X2 0 00048		ELBOW: fuel hose 100-839 (25980)	EA		1									1	5
X2 0 00049		HOSE ASSEMBLY, DRAIN 206-608 (25980)	EA		1									3	
0 00050	4730-555-3120	ADAPTER, STRAIGHT, PIPE TO HOSE: fuel drain hose	EA		1	*	*	*	*	*	*	*	*	3	16
X2 0 00051		HOSE, FUEL: drain 61-110-8 (25980)	EA		1									3	15
P 0 00052	4720-018-9829	HOSE, FUEL 206-556 (25980)	EA		1	*	*	2	*	*	2	10	10	1	
0 00053	4730-566-1534	ADAPTER, STRAIGHT, PIPE TO HOSE: fuel hose	EA		1	*	*	*	*	*	*	*	*	1	3
0 00054	4730-303-5130	ADAPTER, STRAIGHT, PIPE TO HOSE	EA		1	*	*	*	*	*	*	*	*	1	2
X2 0 00055		HOSE, FUEL 61-110-30 (25980)	EA		1									1	1
X2 0 00056		NIPPLE: fuel hose 166-316 (25980)	EA		1									1	28
X2 0 00057	5305-044-6609	SCREW, ASSEMBLED WASHER: fuel tank mtg, 1/4-20 thd size, 5/8 in. lg 0446609 (00000)	EA		4									3	17
X2 0 00058		TANK ASSEMBLY: fuel 206-149 (25980)	EA		1									3	
X2 0 00059	5306-798-1271	BOLT, ASSEMBLED WASHER: static cable mtg 100-822 (25980)	EA		1									3	20
X2 0 00060		CABLE, STATIC 206-137 (25980)	EA		1								10	3	18
X2 0 00061		CABLE, TRANSMITTER: fuel 206-015 (25980)	EA		1				SEE	GRP	0610				
P 0 00062	2910-979-5534	CAP, FUEL TANK 205-993-1 (78252)	EA		1	*	*	*	*	*	*	5	5	3	1

(1) SMR CODE INDEX NO.	(2) FEDERAL STOCK NUMBER	(3) DESCRIPTION  REFERENCE NO. & MFR CODE      USABLE ON CODE	(4) UNIT OF ISSUE	(5) QTY INC IN UNIT PACK	(6) QTY INC IN UNIT	(7) 30-DAY DS MAINT ALLOWANCE			(8) 30-DAY GS MAINT ALLOWANCE			(9) 1-YR ALW PER 100 EQUIP CNTGNCY	(10) DEPOT MAINT ALW- PER 100 EQUIP	(11) ILLUS- TRATION	
						(a)	(b)	(c)	(a)	(b)	(c)			(a)	(b)
						1-20	21-50	51-100	1-20	21-50	51-100			FIG NO.	ITEM NO
X2 0 00063	4730-064-6206	CLAMP, HOSE: fuel filler 101-368 (25980)	EA		2									3	21
X2 0 00064	5340-983-3838	CLAMP, LOOP, TUBE: transmitter cable C9991A8 (78553)	EA		1				SEE	GRP	0610				
P 0 00065	4820-865-6946	COCK, SHUTOFF SCREW STEM: fuel tank drain MS35934-2 (96906)	EA		1	*	*	*	*	*	*	5	5	3	13
X2 0 00066		ELBOW, PIPE TO TUBE: fuel line to fuel pump 100-840 (25980)	EA		1									3	9
X2 0 00067		FILLER ASSEMBLY1 fuel tank 206-090 (25980)	EA		1									3	4
X2 0 00068		HOSE, FILLER: fuel 165-71 (25980)	EA		1								10	3	22
X2 0 00069		NIPPLE, HOSE: fuel hose 156-971 (25980)	EA		1									3	10
X2 0 00070	4730-670-5281	NIPPLE, PIPE: fuel tank drain 100-879 (25980)	EA		1									3	14
X2 0 00071	4730-196-1465	NIPPLE, PIPE: fuel tank D1528-6 (15638)	EA		1									3	12
X2 0 00072		SCREW, ASSEMBLED WASHER: fuel transmitter mtg 10-32-2AX5-8 (78189)	EA		5				SEE	GRP	0610				
X2 0 00073		SEAL, DUST: fuel tank filler 165-582 (25980)	EA		2								200	3	3
X2 0 00074		SEAL, DUST: fuel tank filler 165-583 (25980)	EA		2								200	3	2
P 0 00075	2910-986-0191	STRAINER, ELEMENT, SEDIMENT: fuel 165-405 (25980)	EA		1	*	*	*	*	*	*	5	5	3	19
X2 0 00076		TANK, FUEL 205-993 (25980)	EA		1									3	11





(1) SMR CODE INDEX NO.	(2) FEDERAL STOCK NUMBER	(3) DESCRIPTION  REFERENCE NO. & MFR CODE      USABLE ON CODE	(4) UNIT OF ISSUE	(5) QTY INC IN UNIT PACK	(6) QTY INC IN UNIT	(7) 30-DAY DS MAINT ALLOWANCE			(8) 30-DAY GS MAINT ALLOWANCE			(9) 1-YR ALW PER 100 EQUIP CNTGCY	(10) DEPOT MAINT ALW- PER 100 EQUIP	(11) ILLUS- TRATION	
						(a)	(b)	(c)	(a)	(b)	(c)			(a)	(b)
						1-20	21-50	51-100	1-20	21-50	51-100			FIG NO.	ITEM NO
0 00092 X2 0 00093	4730-278-3397	PLUG, PIPE: exhaust housing	EA		1	*	*	*	*	*	*	*	*	4	5
		SCREW, MACHINE: exhaust deflector housing mtg 102-52 (25980)	EA		2									4	15
0 00094 X2 0 00095	5305-514-9131	SCREW, MACHINE: exhaust tube	EA		4	*	*	*	*	*	*	*	*	4	8
		TUBE ASSEMBLY, EXHAUST 206-561 (25980)	EA		2									4	
X2 0 00096	4730-623-3348	CLAMP, HOSE: exhaust tube 100-484 (25980)	EA		2									4	11
X2 0 00097		TUBE, EXHAUST 206-560 (25980)	EA		1									4	10
X2 0 00098		TUBING ASSEMBLY: exhaust 70-040-34 (25980)	EA		1									4	12
X2 0 00099		TUBE, EXHAUST 206-547 (25980)	EA		1									4	7
X2 0 00100	5310-680-5358	WASHER, LOCK: exhaust housing, ¼ in. screw size 1614-00 (78189)	EA		2									4	16
00101		GROUP 06 – ELECTRICAL SYSTEM (ENGINE AND VEHICULAR, ETC.)													
00102		0601 – GENERATOR, ALTERNATOR													
P 0 00103	3030-289-9403	BELT, V: generator drive MS51065 (96906)	EA		1	2	2	4	2	2	4	50	50	5	6
X2 0 00104	5306-018-6491	BOLT, ASSEMBLED WASHER: generator belt guard mtg 186491 (00000)	EA		3									5	1
X2 0 00105		BRACKET: generator adjusting 206-548 (25980)	EA		1									5	3
X2 0 00106		BRACKET: generator mtg 206-544 (25980)	EA		1									5	10
P 0 00107	2920-882-2461	GENERATOR, ENGINE ACCESSORY 1105389 (16764)	EA		1	*	*	*	*	*	*	3	3	5	7



(1) SMR CODE INDEX NO.	(2) FEDERAL STOCK NUMBER	(3) DESCRIPTION  REFERENCE NO. & MFR CODE      USABLE ON CODE		(4) UNIT OF ISSUE	(5) QTY INC IN UNIT PACK	(6) QTY INC IN UNIT	(7) 30-DAY DS MAINT ALLOWANCE			(8) 30-DAY GS MAINT ALLOWANCE			(9) 1-YR ALW PER 100 EQUIP CNTGNCY	(10) DEPOT MAINT ALW- PER 100 EQUIP	(11) ILLUS- TRATION	
							(a)	(b)	(c)	(a)	(b)	(c)			(a)	(b)
							1-20	21-50	51-100	1-20	21-50	51-100			FIG NO.	ITEM NO
X1 00123		PIN, DOWEL: end frames 1948985 (16764)	EA		2										6	16
X1 00124		PLATE, BEARING RETAINER 1948304 (16764)	EA		2										6	8
X1 00125		PULLEY, DRIVE 1958126 (16764)	EA		1										6	3
X1 00126		RING, RETAINER: bearing 1958312 (16764)	EA		1										6	17
X1 00127	5305-984-6191	SCREW, MACHINE: bearing clamp mtg 453461 (16764)	EA		3										6	11
X1 00128	5305-013-2688	SCREW, MACHINE: brush lead mtg 453460 (16764)	EA		2										7	10
X1 00129	5305-206-2750	SCREW, MACHINE: capacitor mtg 453978 (16764)	EA		4										7	5
0 00130	5305-275-6885	SCREW, MACHINE: voltage control mtg	EA		2				SEE	GRP	0602					
X1 00131		SCREW: shoe pole 1951823 (16764)	EA		2										7	13
X1 00132		SPRING, BRUSH 1958290 (16764)	EA		2										7	9
X1 00133		SPRING, BRUSH ASSEMBLY 1958300 (16764)	EA		1										6	9
X1 00134	5310-045-3299	WASHER, LOCK: bearing clamp mtg 453299 (16764)	EA		3										6	10
X1 00135	5310-245-0107	WASHER, LOCK: brush lead mtg 1914578 (16764)	EA		2										7	11
X1 00136	5310-852-2491	WASHER, LOCK: capacitor mtg 9416004 (16764)	EA		4										7	6
X1 00137		WASHER, LOCK: pulley nut 9421426 (16764)	EA		1										6	2



(1) SMR CODE INDEX NO.	(2) FEDERAL STOCK NUMBER	(3) DESCRIPTION  REFERENCE NO. & MFR CODE      USABLE ON CODE	(4) UNIT OF ISSUE	(5) QTY INC IN UNIT PACK	(6) QTY INC IN UNIT	(7) 30-DAY DS MAINT ALLOWANCE			(8) 30-DAY GS MAINT ALLOWANCE			(9) 1-YR ALW PER 100 EQUIP CNTGCTY	(10) DEPOT MAINT ALW- PER 100 EQUIP	(11) ILLUS- TRATION		
						(a)	(b)	(c)	(a)	(b)	(c)			(a)	(b)	
						1-20	21-50	51-100	1-20	21-50	51-100			FIG NO.	ITEM NO	
00152		0602 – GENERATOR REGULATOR (VOLTAGE)														
P 0 00153	2920-882-3068	CUTOUT RELAY, ENGINE 1118423 (16764)	EA		1	*	2	2	*	2	2	20	20	7	3	
0 00154	5305-275-6885	SCREW, MACHINE: voltage control mtg	EA		2	*	*	*	*	*	*	*	*	7	2	
0 00155 00156	5310-358-8154	WASHER, LOCK: voltage control mtg  0603 – STARTING MOTOR	EA		2	*	*	*	*	*	*	*	*	7	1	
0 00157	5310-584-5007	NUT, PLAIN, HEXAGON: starter to switch lead	EA		1	*	*	*	*	*	*	*	*	8	1	
X2 0 00158		NUT, PLAIN, HEXAGON: starter to terminal strip lead 100-265 (25980)	EA		1									8	34	
P F 00159	2920-903-0292	REPAIR KIT: starter motor 1965388 (16764)	EA		1	2	2	3	2	2	3	30	50			
X1 00160		BRUSH, PACKAGE 1959319 (16764)	EA		2									8	21	
X1 00161		HOLDER, BRUSH 1953838 (16764)	EA		1											
X1 00162	2920-069-7410	SPRING, BRUSH 1943483 (16764)	EA		2									8	20	
X2 0 00163	5305-733-2265	SCREW, ASSEMBLED WASHER: starter mtg 101-793 (25980)	EA		2									8	14	
P 0 00164	2920-882-3401	STARTER, ENGINE, ELECTRICAL 1113516 (16764) (Includes components of REPAIR KIT, Stock No. 2920-903-0292)	EA		1	*	*	*	*	*	*	5	2	8		
X1 00165		ARMATURE: starter 1958367 (16764)	EA		1									8	24	
X1 00166		BOLT, THRU 1958398 (16764)	EA		2									8	28	
X1 00167		BUSHING, ARMATURE 1923907 (16764)	EA		1									8	12	



(1) SMR CODE INDEX NO.	(2) FEDERAL STOCK NUMBER	(3) DESCRIPTION  REFERENCE NO. & MFR CODE      USABLE ON CODE	(4) UNIT OF ISSUE	(5) QTY INC IN UNIT PACK	(6) QTY INC IN UNIT	(7) 30-DAY DS MAINT ALLOWANCE			(8) 30-DAY GS MAINT ALLOWANCE			(9) 1-YR ALW PER 100 EQUIP CNTGCV	(10) DEPOT MAINT ALW- PER 100 EQUIP	(11) ILLUS- TRATION	
						(a)	(b)	(c)	(a)	(b)	(c)			(a)	(b)
						1-20	21-50	51-100	1-20	21-50	51-100			FIG NO.	ITEM NO
X1 00183		SCREW, POLE SHOE 1951823 (16764)	EA		4									8	19
X1 00184		SHOE, POLE 1952697 (16764)	EA		4									8	22
X1 00185	2920-855-8625	SPRING, HELICAL, COMPRESSION: solenoid switch 1940974 (16764)	EA		1									8	4
X1 00186	2920-010-2540	STOP, PINION 1941066 (16764)	EA		1									8	10
X1 00187		STUD, SHIFT, LEVER 1959626 (16764)	EA		1									8	15
P 0 00188	4930-021-5977	SWITCH, SOLENOID 1114303 (16764)	EA		1	*	*	2	*	*	2	10	10	8	3
X1 00189	5310-186-7499	WASHER, LOCK: starter drive housing 453789 (16764)	EA		4									8	16
X1 00190	5310-655-7401	WASHER, LOCK: solenoid switch 274545 (16764)	EA		1									8	31
0 00191	5310-774-3897	WASHER, LOCK: solenoid switch mtg	EA		2	*	*	*	*	*	*	*	*	8	33
X1 00192	5330-058-8954	WASHER, NONMETALLIC 1958393 (16764)	EA		1									8	25
0 00193	5310-017-8556	WASHER, LOCK: starter to switch lead	EA		2	*	*	*	*	*	*	*	*	8	2
0 00194	5310-017-8378	WASHER, LOCK: starter to terminal strip lead	EA		2	*	*	*	*	*	*	*	*	8	32
X1 00195		WASHER, LOCK: thru bolt 100-214 (25980)	EA		2									8	27
X2 0 00196		WIRE, ASSEMBLY: starter switch to solenoid 206-566 (25980)	EA		1										
M 0 00197		CABLE: starter switch to solenoid 7720853 (00000) MANUFACTURE FROM:	EA		1										
P 0 00198	6145-772-0853	WIRE, ELECTRICAL (4 ft, 10 in. required)	FT						SEE	GRP	9501				





(1) SMR CODE INDEX NO.	(2) FEDERAL STOCK NUMBER	(3) DESCRIPTION  REFERENCE NO. & MFR CODE      USABLE ON CODE	(4) UNIT OF ISSUE	(5) QTY INC IN UNIT PACK	(6) QTY INC IN UNIT	(7) 30-DAY DS MAINT ALLOWANCE			(8) 30-DAY GS MAINT ALLOWANCE			(9) 1-YR ALW PER 100 EQUIP CNTGNCY	(10) DEPOT MAINT ALW- PER 100 EQUIP	(11) ILLUS- TRATION	
						(a)	(b)	(c)	(a)	(b)	(c)			(a)	(b)
						1-20	21-50	51-100	1-20	21-50	51-100			FIG NO.	ITEM NO
0 00215	4730-289-1242	ADAPTER, STRAIGHT, PIPE TO TUBE: oil pressure to safety switch	EA		1				SEE	GRP	4702				
X2 0 00216	5305-785-8057	BOLT, ASSEMBLED WASHER: control panel MSS5305-9 (08288)	EA		6									9	7
X2 0 00217		CLAMP, LOOP: choke and throttle control 7502C (04941)	EA		2									9	25
X2 0 00218	5340-983-3838	CLAMP, LOOP: electrical lead C9991A8 (78553)	EA		4									9	8
X2 0 00219		CONTROL, CHOKE 64-032-44 (70436)	EA		1				SEE	GRP	0312				
P 0 00220	5930-021-6313	CONTROL, TEMPERATURE: oil temperature and pressure 166-431 (25980)	EA		1				SEE	GRP	0606				
X2 0 00221		CONTROL, THROTTLE 118-032-32 (70436)	EA		1				SEE	GRP	0312				
P 0 00222	6680-815-1486	INDICATOR, LIQUID QUANTITY: fuel gage 505V (98738)	EA		1	*	*	*	*	*	*	5	5	9	3
P 0 00223	6620-514-5492	INDICATOR, PRESSURE: oil pressure MS24541-1 (96906)	EA		1	*	*	*	*	*	*	5	5	9	4
P 0 00224	6685-514-5491	INDICATOR, TEMPERATURE: engine oil MS24542-1 (96906)	EA		1	2	2	3	2	2	3	30	5	9	5
X2 0 00225	6240-019-0877	LAMP, DASH: control panel 206-470 (25980)	EA		2									9	9
P 0 00226		LAMP, INCANDESCENT: panel light 1251 (24446)	EA		2	2	2	3	2	2	3	40	40	9	31
X2 0 00227		MANIFOLD, OIL PRESSURE 166-292 (25980)	EA		1				SEE	GRP	4702				
P 0 00228	6625-048-7693	METER, ARBITRARY SCALE: battery charging MS24532-1 (96906)	EA		1	*	*	*	*	*	*	5	5	9	6

(1) SMR CODE INDEX NO.	(2) FEDERAL STOCK NUMBER	(3) DESCRIPTION  REFERENCE NO. & MFR CODE      USABLE ON CODE	(4) UNIT OF ISSUE	(5) QTY INC IN UNIT PACK	(6) QTY INC IN UNIT	(7) 30-DAY DS MAINT ALLOWANCE			(8) 30-DAY GS MAINT ALLOWANCE			(9) 1-YR ALW PER 100 EQUIP CNTGCV	(10) DEPOT MAINT ALW- PER 100 EQUIP	(11) ILLUS- TRATION		
						(a)	(b)	(c)	(a)	(b)	(c)			(a)	(b)	
						1-20	21-50	51-100	1-20	21-50	51-100			FIG NO.	ITEM NO	
0 00229	5310-275-1706	NUT, PLAIN, HEXAGON: clamp mtg	EA		6	*	*	*	*	*	*	*	*	9	23	
X2 0 00230		NUT, PLAIN, HEXAGON: switch spacer mtg 100-179 (25980)	EA		2									9	12	
X2 0 00231		PANEL, CONTROL 206-557 (25980)	EA		1									9	18	
X2 0 00232		SCREW, CAP, HEXAGON HEAD: switch spacer mtg 102-082 (25980)	EA		2									9	28	
0 00233		5305-208-7880	SCREW, MACHINE: clamp mtg	EA		2	*	*	*	*	*	*	*	*	9	26
X2 0 00234	SCREW, MACHINE: terminal strip mounting 100-705 (25980)		EA		4									9	21	
X2 0 00235	SETSCREW: safety control switch 102-279 (25980)		EA		1				SEE	GRP	0606					
X2 0 00236	SPACER, SWITCH 166-335 (25980)		EA		1									9	10	
X2 0 00237	STRIP, CONTACT: terminal 166-325 (25980)		EA		1									9	19	
X2 0 00238	STRIP, CONTACT: terminal 166-326 (25980)		EA		1									9	20	
P 0 00239	5930-021-6314		SWITCH, PUSH BUTTON: starter M491STK (13445)	EA		1	*	*	*	*	*	*	5	5	9	16
P 0 00240	5930-508-1129		SWITCH, TOGGLE: 24v start and panel lights 82600 (04009)	EA		2	*	*	2	*	*	2	10	10	9	17
X2 0 00241		TEE, TUBE: oil pressure 101-760 (25980)	EA		1				SEE	GRP	4702					
X2 0 00242	5940-983-6088	TERMINAL BOARD 11-141 (71785)	EA		1									9	22	
P 0 00243	6620-814-4770	TRANSMITTER, PRESSURE: oil pressure MS24538-1 (96906)	EA		1				SEE	GRP	0610					

(1) SMR CODE INDEX NO.	(2) FEDERAL STOCK NUMBER	(3) DESCRIPTION  REFERENCE NO. & MFR CODE      USABLE ON CODE		(4) UNIT OF ISSUE	(5) QTY INC IN UNIT PACK	(6) QTY INC IN UNIT	(7) 30-DAY DS MAINT ALLOWANCE			(8) 30-DAY GS MAINT ALLOWANCE			(9) 1-YR ALW PER 100 EQUIP CNTGNCY	(10) DEPOT MAINT ALW- PER 100 EQUIP	(11) ILLUS- TRATION	
							(a)	(b)	(c)	(a)	(b)	(c)			(a)	(b)
							1-20	21-50	51-100	1-20	21-50	51-100			FIG NO.	ITEM NO
X2 0 00244		TUBE: oil to safety switch 166-293 (25980)	EA		1				SEE	GRP	4702					
0 00245	5310-010-6495	WASHER, LOCK: control panel	EA		6	*	*	*	*	*	*	*	*			
0 00246	5310-017-8378	WASHER, LOCK: ground lead mtg	EA		2	*	*	*	*	*	*	*	*			
0 00247	5310-045-3296	WASHER, LOCK: switch spacer mtg	EA		2	*	*	*	*	*	*	*	*		9	13
X2 0 00248		WIRE ASSEMBLY: fuel transmitter gage 206-569 (25980)	EA		1				SEE	GRP	0610					
X2 0 00249		WIRE ASSEMBLY: generator indicator to ground 206-576 (25980)	EA		1											
M 0 00250		CABLE: generator to ground 7720853 (00000) MANUFACTURE FROM:	EA		1											
P 0 00251	6145-772-0853	WIRE, ELECTRICAL (3 in. required)	FT						SEE	GRP	9501					
X2 0 00252	5940-644-8713	TERMINAL, LUG: generator indicator to ground RB873 (59730)	EA		2											
X2 0 00253		WIRE ASSEMBLY: oil pressure and fuel indicators to terminal strip 206-574 (25980)	EA		2											
M 0 00254		CABLE: oil pressure nad fuel level indicator 7720853 (00000) MANUFACTURE FROM:	EA		1											
P 0 00255	6145-772-0853	WIRE, ELECTRICAL (12 in. required for each WIRE ASSEMBLY)	FT						SEE	GRP	9501					
X2 0 00256	5970-833-8562	INSULATOR, BUSHING: indicator end 8338562 (00000)	EA		1											
X2 0 00257	5935-833-8561	SHELL, MALE: indicator end 8338561 (00000)	EA		1											

(1) SMR CODE INDEX NO.	(2) FEDERAL STOCK NUMBER	(3) DESCRIPTION  REFERENCE NO. & MFR CODE      USABLE ON CODE	(4) UNIT OF ISSUE	(5) QTY INC IN UNIT PACK	(6) QTY INC IN UNIT	(7) 30-DAY DS MAINT ALLOWANCE			(8) 30-DAY GS MAINT ALLOWANCE			(9) 1-YR ALW PER 100 EQUIP CNTGCTY	(10) DEPOT MAINT ALW- PER 100 EQUIP	(11) ILLUS- TRATION		
						(a)	(b)	(c)	(a)	(b)	(c)			(a)	(b)	
						1-20	21-50	51-100	1-20	21-50	51-100			FIG NO.	ITEM NO	
X2 0 00258	1015-798-2997	TERMINAL, LUG: indicator end 79823997 (00000)	EA		1											
X2 0 00259	5940-534-0970	TERMINAL, LUG: terminal strip end MS25036-7 (96906)	EA		1											
X2 0 00260		WIRE ASSEMBLY: oil pressure gage 206-567 (25980)	EA		1				SEE	GRP	0610					
X2 0 00261		WIRE ASSEMBLY: oil temperature and generator Indicator to terminal strip 206-575 (25980)	EA		2											
M 0 00262		CABLE: oil temperature and generator indicators 7720853 (00000) MANUFACTURE FROM:	EA		1											
P 0 00263	6145-772-0853	WIRE, ELECTRICAL (8 in. required for each WIRE ASSEMBLY)	FT						SEE	GRP	9501					
X2 0 00264	5970-833-8562	INSULATOR, BUSHING: indicator end 8338562 (00000)	EA		1											
X2 0 00265	5935-833-8561	SHELL, MALE: indicator end 8338561 (00000)	EA		1											
X2 0 00266	1015-798-2997	TERMINAL, LUG: indicator end 7982997 (00000)	EA		1											
X2 0 00267	5940-534-0970	TERMINAL, LUG: terminal strip end MS25036-7 (96906)	EA		1											
X2 0 00268		WIRE, ASSEMBLY: oil temperature indicator to Transmitter 206-572 (25980)	EA		1											
M 0 00269		CABLE: oil temperature indicator to transmitter 7720853 (00000) MANUFACTURE FROM:	EA		1											
P 0 00270	6145-772-0853	WIRE, ELECTRICAL (33 in. required)	FT						SEE	GRP	9501					

(1) SMR CODE INDEX NO.	(2) FEDERAL STOCK NUMBER	(3) DESCRIPTION  REFERENCE NO. & MFR CODE      USABLE ON CODE	(4) UNIT OF ISSUE	(5) QTY INC IN UNIT PACK	(6) QTY INC IN UNIT	(7) 30-DAY DS MAINT ALLOWANCE			(8) 30-DAY GS MAINT ALLOWANCE			(9) 1-YR ALW PER 100 EQUIP CNTGCV	(10) DEPOT MAINT ALW- PER 100 EQUIP	(11) ILLUS- TRATION		
						(a)	(b)	(c)	(a)	(b)	(c)			(a)	(b)	
						1-20	21-50	51-100	1-20	21-50	51-100			FIG NO.	ITEM NO	
X2 0 00271		CONDUIT, ELECTRICAL: oil temperature indicator to transmitter 70-215-27 (25980)	EA		1											
X2 0 00272	5970-833-8562	INSULATOR, BUSHING: oil temperature indicator to transmitter 8338562 (00000)	EA		2											
X2 0 00273	5935-833-8561	SHELL, MALE: oil temperature indicator to transmitter 8338561 (00000)	EA		2											
X2 0 00274	1015-798-2997	TERMINAL, LUG: oil temperature indicator to transmitter 7982997 (00000)	EA		2											
X2 0 00275		WIRE ASSEMBLY: starter switch to solenoid 206-566 (25980)	EA		1				SEE	GRP	0603					
X2 0 00276		WIRE ASSEMBLY: starter switch to terminal strip 206-579 (25980)	EA		1											
M 0 00277		CABLE: starter switch to terminal strip 7720853 (00000) MANUFACTURE FROM:	EA		1											
P 0 00278	6145-772-0853	WIRE, ELECTRICAL (3 in. required)	FT						SEE	GRP	9501					
X2 0 00279	5940-534-0970	TERMINAL, LUG: terminal strip end MS25036-7 (96906)	EA		1											
X2 0 00280	5940-557-1627	TERMINAL, LUG: starter switch end MS25036-53 (96906)	EA		1											
X2 0 00281		WIRE ASSEMBLY: terminal strip to generator 206-571 (25980)	EA		1				SEE	GRP	0601					
X2 0 00282		WIRE ASSEMBLY: termial strip to trouble light reel 206-578 (25980)	EA		1				SEE	GRP	2202					

(1) SMR CODE INDEX NO.	(2) FEDERAL STOCK NUMBER	(3) DESCRIPTION  REFERENCE NO. & MFR CODE      USABLE ON CODE	(4) UNIT OF ISSUE	(5) QTY INC IN UNIT PACK	(6) QTY INC IN UNIT	(7) 30-DAY DS MAINT ALLOWANCE			(8) 30-DAY GS MAINT ALLOWANCE			(9) 1-YR ALW PER 100 EQUIP CNTGCVY	(10) DEPOT MAINT ALW- PER 100 EQUIP	(11) ILLUS- TRATION		
						(a)	(b)	(c)	(a)	(b)	(c)			(a)	(b)	
						1-20	21-50	51-100	1-20	21-50	51-100			FIG NO.	ITEM NO	
X2 0 00283		WIRE ASSEMBLY: 24v start and panel light switch To terminal strip 206-577 (25980)	EA		2											
M 0 00284		CABLE: 24v start and panel light switch 7720853 (00000) MANUFACTURE FROM:	EA		1											
P 0 00285	6145-772-0853	WIRE, ELECTRICAL (3 in. required for each WIRE ASSEMBLY)	FT						SEE	GRP	9501					
X2 0 00286	5940-534-0970	TERMINAL, LUG: 24v start and panel light switch MS 25036-7 (96906)	EA		2											
X2 0 00287		WIRE ASSEMBLY: 24v start switch to terminal strip 206-568 (25980)	EA		1								3			
M 0 00288		CABLE: 24v start switch to terminal strip 7720853 (00000) MANUFACTURE FROM:	EA		1											
P 0 00289	6145-772-0853	WIRE, ELECTRICAL (10 in. required)	FT						SEE	GRP	9501					
X2 0 00290	5940-557-1627	TERMNAL, LUG: switch end MS25036-53 (96906)	EA		1											
X2 0 00291	5940-534-0970	TERMINAL, LUG: terminal strip end MS25036-7 (96906)	EA		1											
X2 0 00292		SCREW, ASSEMBLED WASHER: control panel mtg, 5/16-18 thd size, 3/4 in. lg 102-072 (25980)	EA		1									1		29
X2 0 00293		WASHER, LOCK: control panel mtg 100-694 (25980)	EA		2									1		30
X2 0 00294		WIRE ASSEMBLY: oil pressure gage 206-567 (25980)	EA		1											
X2 0 00295		WIRE ASSEMBLY, SHIELDED: safety switch to magneto 206-570 (25980)	EA		1				SEE	GRP	0606					

(1) SMR CODE INDEX NO.	(2) FEDERAL STOCK NUMBER	(3) DESCRIPTION  REFERENCE NO. & MFR CODE      USABLE ON CODE	(4) UNIT OF ISSUE	(5) QTY INC IN UNIT PACK	(6) QTY INC IN UNIT	(7) 30-DAY DS MAINT ALLOWANCE			(8) 30-DAY GS MAINT ALLOWANCE			(9) 1-YR ALW PER 100 EQUIP CNTGCV	(10) DEPOT MAINT ALW- PER 100 EQUIP	(11) ILLUS- TRATION		
						(a)	(b)	(c)	(a)	(b)	(c)			(a)	(b)	
						1-20	21-50	51-100	1-20	21-50	51-100			FIG NO.	ITEM NO	
00296		0610 – SENDING UNITS AND WARNING SWITCHES														
X2 0 00297		ADAPTER, HOSE 166-342 (25980)	EA		1									1	16	
X2 0 00298	5340-983-3838	CLAMP, LOOP, TUBE: transmitter cable C9991A8 (78553)	EA		1									3	8	
M 0 00299		GASKET: transmitter MANUFACTURE FROM:	EA		1									3	23	
P 0 00300	5330-551-5200	CORK, SHEET (5 in. x 5 in. required)	SH						SEE	GRP	9501					
X2 0 00301		SCREW, ASSEMBLED WASHER: fuel transmitter mtg 10-32-2AX5-8 (78189)	EA		5									3	5	
X2 0 00302		TEE ASSEMBLY, SWIVEL 206-581 (25980)	EA		1									1	15	
P 0 00303	6680-768-5301	TRANSMITTER, LIQUID QUANTITY: fuel 507AG (98738)	EA		1	*	*	*	*	*	*	5	5	3	6	
P 0 00304	6620-814-4770	TRANSMITTER, PRESSURE: oil pressure MS24538-1 (96906)	EA		1	*	*	*	*	*	*	5	5	9	24	
P 0 00305	6685-993-5545	TRANSMITTER, TEMPERATURE: engine oil MS24537 (96906)	EA		1	*	*	*	*	*	*	5	5	2	14	
X2 0 00306		WIRE ASSEMBLY: fuel gage transmitter 206-569 (25980)	EA		1									3	7	
M 0 00307		CABLE: fuel gage transmitter 7720853 (00000) MANUFACTURE FROM:	EA		1											
P 0 00308	6145-772-0853	WIRE, ELECTRICAL (8 ft, 3 in. required)	FT						SEE	GRP	9501					
X2 0 00309		CONDUIT: fuel gage transmitter cable 70-215-84 (25980)	EA		1											



(1) SMR CODE INDEX NO.	(2) FEDERAL STOCK NUMBER	(3) DESCRIPTION  REFERENCE NO. & MFR CODE      USABLE ON CODE	(4) UNIT OF ISSUE	(5) QTY INC IN UNIT PACK	(6) QTY INC IN UNIT	(7) 30-DAY DS MAINT ALLOWANCE			(8) 30-DAY GS MAINT ALLOWANCE			(9) 1-YR ALW PER 100 EQUIP CNTGNCY	(10) DEPOT MAINT ALW- PER 100 EQUIP	(11) ILLUS- TRATION		
						(a)	(b)	(c)	(a)	(b)	(c)			(a)	(b)	
						1-20	21-50	51-100	1-20	21-50	51-100			FIG NO.	ITEM NO	
X2 0 00310	5970-833-8562	INSULATOR, BUSHING: fuel gage transmitter cable 8338562 (00000)	EA		2											
X2 0 00311	5935-399-6673	SHELL, ELECTRICAL COIL: fuel gage transmitter cable 7982401 (00000)	EA		1											
X2 0 00312	5935-833-8561	SHELL, MALE: fuel gage transmitter cable 8338561 (00000)	EA		1											
X2 0 00313	1015-798-2997	TERMINAL, LUG: fuel gage transmitter cable 7982997 (00000)	EA		2											
00314		0612 – BATTERIES, STORAGE (WET OR DRY)														
X2 0 00315		BAR, BATTERY DRAWER 161-935 (25980)	EA		1									10	2	
P 0 00316	6140-057-2554	BATTERY, STORAGE: 12v MS35000-3 (96906)	EA		2	*	*	*	*	*	*	*	*	10		
P 0 00317	6150-021-5974	CABLE, ASSEMBLY: battery negative 206-563 (25980)	EA		1	*	*	*	*	*	*	5	5	10	14	
P 0 00318	6150-021-5973	CABLE ASSEMBLY: battery positive 206-562 (25980)	EA		1	*	*	*	*	*	*	5	5	10	11	
X2 0 00319		CALMP, CABLE: battery 102-48 (25980)	EA		4									10	10	
X2 0 00320		CLAMP, CABLE: to ground 102-079 (25980)	EA		1									10	13	
X2 0 00321		CLAMP, CABLE: to starter 102-257 (25980)	EA		1									10	13	
XD2 0 00322		DRAWER ASSEMBLY: battery 206-091 (25980)	EA		1									10		
X2 0 00323	4930-831-1248	CLAMP, BATTERY HOLD DOWN 204-779 (25980)	EA		4									10	5	
X2 0 00324		DRAWER, BATTERY 205-229 (25980)	EA		1									10	6	

(1) SMR CODE INDEX NO.	(2) FEDERAL STOCK NUMBER	(3) DESCRIPTION  REFERENCE NO. & MFR CODE      USABLE ON CODE	(4) UNIT OF ISSUE	(5) QTY INC IN UNIT PACK	(6) QTY INC IN UNIT	(7) 30-DAY DS MAINT ALLOWANCE			(8) 30-DAY GS MAINT ALLOWANCE			(9) 1-YR ALW PER 100 EQUIP CNTGCY	(10) DEPOT MAINT ALW- PER 100 EQUIP	(11) ILLUS- TRATION	
						(a)	(b)	(c)	(a)	(b)	(c)			(a)	(b)
						1-20	21-50	51-100	1-20	21-50	51-100			FIG NO.	ITEM NO
X2 0 00325		NUT, PLAIN, WING: battery hold down 101-788 (25980)	EA		4									10	3
0 00326	5315-290-5270	PIN, STRAIGHT, HEADLESS: drawer roller	EA		4	*	*	*	*	*	*	*	*	10	7
X2 0 00327	4930-805-3343	ROLLER, BATTERY TRAY 162-113 (25980)	EA		4									10	8
0 00328	5305-901-2113	SCREW, WOOD: battery shim mtg	EA		8	*	*	*	*	*	*	*	*	10	18
X2 0 00329	2920-961-8352	SHIM, BATTERY 161-939 (25980)	EA		4									10	1
X2 0 00330		TRAY, BATTERY 165-470 (25980)	EA		2									10	16
0 00331	5310-044-6212	WASHER, FLAT: battery hold down mtg	EA		4	*	*	*	*	*	*	*	*	10	4
0 00332	5310-047-4037	WASHER, FLAT: shim	EA		8	*	*	*	*	*	*	*	*	10	17
X2 0 00333		GROMMET, RUBBER: battery cable 101-765 (25980)	EA		2									10	12
X2 0 00334	6140-986-0204	LEAD, STORAGE BATTERY: jumper 206-101 (25980)	EA		1								5	10	15
X2 0 00335		SCREW, MACHINE: battery cable clamp 102-084 (25980)	EA		8									10	9
P 0 00336 00337	6810-249-9354	SULFURIC ACID: battery	GA		4	*	*	*	*	*	*	*	*		
00338		GROUP 15 – FRAME, TOWING ATTACHMENTS, AND DRAWBARS  1501 – FRAME ASSEMBLY													
X2 0 00339		BOLT, LIFTING 204-614 (25980)	EA		4									14	7
X 00340		FRAME ASSEMBLY, LUBRICATOR 206-539 (25980)	EA		1									33	9
X2 0 00341	4930-831-3974	GASKET: lifting bolt 161-985 (25980)	EA		4									14	8



(1) SMR CODE INDEX NO.	(2) FEDERAL STOCK NUMBER	(3) DESCRIPTION  REFERENCE NO. & MFR CODE      USABLE ON CODE	(4) UNIT OF ISSUE	(5) QTY INC IN UNIT PACK	(6) QTY INC IN UNIT	(7) 30-DAY DS MAINT ALLOWANCE			(8) 30-DAY GS MAINT ALLOWANCE			(9) 1-YR ALW PER 100 EQUIP CNTGCY	(10) DEPOT MAINT ALW- PER 100 EQUIP	(11) ILLUS- TRATION	
						(a)	(b)	(c)	(a)	(b)	(c)			(a)	(b)
						1-20	21-50	51-100	1-20	21-50	51-100			FIG NO.	ITEM NO
X2 0 00356	5340-623-3334	CLAMP, LOOP: oil can tube 100-788 (25980)	EA		2									11	3
X2 0 00357	4930-930-7695	DRAWER ASSEMBLY, UPPER: lubrication accessories 206-098 (25980)	EA		1									11	4
X2 0 00358		SCREW, SELF TAPPING: oil can tube clip 100-830 (25980)	EA		2									11	2
0 00359	5310-176-8137	NUT, PLAIN, HEXAGON: padlock mtg	EA		1	*	*	*	*	*	*	*	*	11	10
0 00360	5310-584-5007	NUT, PLAIN, HEXAGON: reel bank mtg	EA		8	*	*	*	*	*	*	*	*	12	11
X2 0 00361	5340-981-1157	PADLOCK ASSEMBLY: tool box and drawer 164-065 (25980)	EA		2									11	9
X2 0 00362		REEL BANK ASSEMBLY 206-071 (25980)	EA		1									13	
X2 0 00363		BRACKET, VALVE: center 161-989 (25980)	EA		2									13	29
P 0 00364	4930-495-5026	BRAKE SHOE, HOSE REEL 152-902 (25980)	EA		5	2	3	6	2	3	6	75	75	12	15
X2 0 00365		CHANNEL ASSEMBLY, REEL 204-771 (25980)	EA		1									12	13
X2 0 00366		HANGER, VALVE: outer 165-566 (25980)	EA		2									13	6
0 00367	5310-012-0399	NUT, PLAIN, SQUARE: yoke mtg	EA		20	*	*	*	*	*	*	*	*	13	38
X2 0 00368		PEDESTAL, REEL 153-128 (25980)	EA		5									13	8
X2 0 00369		REEL ASSEMBLY, AIR 204-773 (25980)	EA		1									13	30
0 00370	4730-691-8140	ADAPTER, CONNECTOR: lube hose (Used on REEL ASSEMBLY, Stock No. (25980) 204-772, only)	EA		1	*	*	*	*	*	*	*	*	13	11
X2 0 00371		DISK, REEL 162-502 (25980)	EA		2									12	1

(1) SMR CODE INDEX NO.	(2) FEDERAL STOCK NUMBER	(3) DESCRIPTION  REFERENCE NO. & MFR CODE      USABLE ON CODE		(4) UNIT OF ISSUE	(5) QTY INC IN UNIT PACK	(6) QTY INC IN UNIT	(7) 30-DAY DS MAINT ALLOWANCE			(8) 30-DAY GS MAINT ALLOWANCE			(9) 1-YR ALW PER 100 EQUIP CNTGCY	(10) DEPOT MAINT ALW- PER 100 EQUIP	(11) ILLUS- TRATION	
							(a)	(b)	(c)	(a)	(b)	(c)			(a)	(b)
							1-20	21-50	51-100	1-20	21-50	51-100			FIG NO.	ITEM NO
X2 0 00372		HUB, REEL 165-338 (25980)	EA		1										12	2
X2 0 00373	4730-188-1870	NIPPLE, PIPE: to base 190697 (24617)	EA		1										13	28
X2 0 00374		NUT, PLAIN, HEXAGON: reel spacer 100-340 (25980)	EA		6										13	35
X2 0 00375	4730-756-1558	PACKING NUT: 1-1/2-12 thd size 153-119 (25980)	EA		1										12	10
P 0 00376	4930-248-3823	PACKING, PREFORMED: air reel hub LU15A (25980) (Used on REEL ASSEMBLY, Stock No. (25980) 204-773, only)	EA		2	2	2	3	2	2	3	30	200		12	8
P 0 00377	5330-246-4836	PACKING, PREFORMED: lube reel hub 152-898 (25980) (Used on REEL ASSEMBLY, Stock No. (25980) 204-772, only)	EA		6	50	100	200	50	100	200	2400	2400		12	4
X2 0 00378	4930-374-7892	RETAINER, PACKING 152-901 (25980) (Used on REEL ASSEMBLY, Stock No. (25980)204-772, only)	EA		2										12	3
X2 0 00379	4930-212-6805	RETAINER, PACKING 152-899 (25980) (Used on REEL ASSEMBLY, Stock No, (25980) 204-772, only)	EA		2										12	5
X2 0 00380		SCREW, MACHINE: reel spacer 100-479 (25980)	EA		6										13	9
P 0 00381	4930-831-1246	SHAFT, REEL BRAKE 153-120 (25980)	EA		1	*	*	*	*	*	*	5	10		12	7
X2 0 00382		SPACER, REEL 165-337 (25980)	EA		6										13	10
P 0 00383	4930-246-7625	SPRING, HELICAL, COMPRESSION: hub packing 152-900 (25980) (Used on REEL ASSEMBLY, Stock No. (25980) 204-772, only)	EA		1	2	2	3	2	2	3	40	40		12	6

(1) SMR CODE INDEX NO.	(2) FEDERAL STOCK NUMBER	(3) DESCRIPTION  REFERENCE NO. & MFR CODE      USABLE ON CODE	(4) UNIT OF ISSUE	(5) QTY INC IN UNIT PACK	(6) QTY INC IN UNIT	(7) 30-DAY DS MAINT ALLOWANCE			(8) 30-DAY GS MAINT ALLOWANCE			(9) 1-YR ALW PER 100 EQUIP CNTGCY	(10) DEPOT MAINT ALW- PER 100 EQUIP	(11) ILLUS- TRATION	
						(a)	(b)	(c)	(a)	(b)	(c)			(a)	(b)
						1-20	21-50	51-100	1-20	21-50	51-100			FIG NO.	ITEM NO
P 0 00384	5340-253-6896	SPRING, HELICAL, COMPRESSION: hub packing LU15C (25980) (Used on REEL ASSEMBLY, Stock No. (25980) 204-773, only)	EA		1	*	*	2	*	*	2	10	10	12	9
X2 0 00385		UNION, PIPE TO TUBE: air hose 155-166 (25980) (Used on REEL ASSEMBLY, Stock No. (25980) 204-773, only)	EA		1									13	27
X2 0 00386		WASHER, LOCK: reel spacer 100-133 (25980)	EA		6									13	36
X2 0 00387		REEL ASSEMBLY, LUBRICATION 204-772 (25980) (Same as REEL ASSEMBLY, Stock No. (25980) 204-773, except where individual components are annotated)	EA		4									13	7
X2 0 00388	4930-509-2681	REEL BRAKE AND PEDESTAL ASSEMBLY 200-890 (25980)	EA		5									13	31
P 0 00389	4730-725-5516	BUSHING, MACHINE THREAD: brake shaft 153-123 (25980)	EA		1	2	2	4	2	2	4	50	50	12	19
X2 0 00390	4930-831-3971	CAM, BRAKE ADJUSTING 153-124 (25980)	EA		1									12	17
X2 0 00391	4930-831-1244	COLLAR, SHAFT: outer 153-127 (25980)	EA		1									12	26
X2 0 00392		LEVER, BRAKE 153-126 (25980)	EA		1									12	25
X2 0 00393		NUT, PLAIN, HEXAGON: brake shaft bushing 165-597 (25980)	EA		2									12	20
X2 0 00394		PEDESTAL, REEL AND BRAKE 153-121 (25980)	EA		1									12	22
X2 0 00395		PIN, ROLL: cam 102-070 (25980)	EA		1									12	16



(1) SMR CODE INDEX NO.	(2) FEDERAL STOCK NUMBER	(3) DESCRIPTION  REFERENCE NO. & MFR CODE      USABLE ON CODE	(4) UNIT OF ISSUE	(5) QTY INC IN UNIT PACK	(6) QTY INC IN UNIT	(7) 30-DAY DS MAINT ALLOWANCE			(8) 30-DAY GS MAINT ALLOWANCE			(9) 1-YR ALW PER 100 EQUIP CNTGCY	(10) DEPOT MAINT ALW- PER 100 EQUIP	(11) ILLUS- TRATION		
						(a)	(b)	(c)	(a)	(b)	(c)			(a)	(b)	
						1-20	21-50	51-100	1-20	21-50	51-100			FIG NO.	ITEM NO	
X2 F 00412	5320-058-8459	HUNGE, LOWER: hopper end door 165-396 (25980)	EA		1				SEE	GRP	9901			14	27	
X2 F 00413		HINGE, UPPER: hopper end door 165-395 (25980)	EA		1				SEE	GRP	9901			14	32	
X2 0 00414		KNOB, VENT 162-079 (25980)	EA		1				SEE	GRP	9901			14	28	
X1 00415		PANEL DOOR: upper 165-907 (25980)	EA		1											
X1 00416		PANEL DOOR: lower 165-910 (25980)	EA		1											
F 00417		RIVET, SOLID: hopper end door	EA		33	*	*	*	*	*	*	*	*	*	14	11
X2 0 00418		SCREW, MACHINE: vent knob 100-197 (25980)	EA		1										14	24
X2 0 00419		WASHER, LOCK: vent knob 102-063 (25980)	EA		1										14	25
X2 F 00420		DOOR ASSEMBLY, SIDE 206-373 (25980)	EA		2										14	
X2 F 00421		HINGE, LOWER: side door 165-546 (25980)	EA		1										14	13
X2 F 00422		HINGE, UPPER: side door 165-930 (25980)	EA		1										14	10
X1 00423		PANEL DOOR: lower 165-925 (25980)	EA		1										14	14
X1 00424		PANEL DOOR: upper 165-920 (25980)	EA		1										14	12
F 00425		5320-058-8459	RIVET, SOLID: hinge	EA		33	*	*	*	*	*	*	*	*	14	11
X2 F 00426	DOUBLE DOOR ASSEMBLY: reel end 206-370 (25980)		EA		1									14		





(1) SMR CODE INDEX NO.	(2) FEDERAL STOCK NUMBER	(3) DESCRIPTION  REFERENCE NO. & MFR CODE      USABLE ON CODE	(4) UNIT OF ISSUE	(5) QTY INC IN UNIT PACK	(6) QTY INC IN UNIT	(7) 30-DAY DS MAINT ALLOWANCE			(8) 30-DAY GS MAINT ALLOWANCE			(9) 1-YR ALW PER 100 EQUIP CNTGCTY	(10) DEPOT MAINT ALW- PER 100 EQUIP	(11) ILLUS- TRATION	
						(a)	(b)	(c)	(a)	(b)	(c)			(a)	(b)
						1-20	21-50	51-100	1-20	21-50	51-100			FIG NO.	ITEM NO
0 00443 X2 0 00444	5310-877-5797	NUT, SELF-LOCKING, HEXAGON: fuel filler latch  PIN, ROLL: fuel filler latch, 1/4 in. dia, 3 in. lg 102-073 (25980)	EA		1	*	*	*	*	*	*	*	*	14	19
X2 0 00445		STUD, HANDLE: fuel filler latch 165-529 (25980)	EA		1									14	22
X2 0 00446		WASHER, FLAT: fuel filler latch, nylon, 3/16 in. id, 5/8 in. od, 1/16 in. thk 165-527 (25980)	EA		1									14	21
X2 0 00447		NUT, PLAIN, HEXAGON: lid hanger stud 100-131 (25980)	EA		1									14	4
0 00448	5310-012-6032	NUT, PLAIN, WING: lid hanger	EA		1	*	*	*	*	*	*	*	*	14	6
0 00449	5305-720-8710	SCREW, SOCKET HEAD: latch mtg, No. 8-32 thd size, 3/8 in. lg	EA		2	*	*	*	*	*	*	*	*	14	17
0 00450	5310-722-4158	WASHER, LOCK: latch mtg, internal tooth, No. 8 screw size	EA		2	*	*	*	*	*	*	*	*	14	18
0 00451 00452	5310-013-8542	WASHER, LOCK: lid hanger  GROUP 22 – BODY CHASSIS OR HULL, AND ACCESSORY ITEMS	EA		1	*	*	*	*	*	*	*	*	14	3
00453		2202 – ACCESSORY ITEMS													
0 00454	4730-273-3401	ADAPTER, STRAIGHT, PIPE TO TUBE: air hose	EA		2	*	*	*	*	*	*	*	*	13	3
X2 0 00455	4930-861-3811	BALL, HOSE STOP: air hose 100-297 (25980)	EA		1									13	2
X2 0 00456	5110-237-8107	BLADE, HAND HACKSAW: upper drawer GGGB451 (81348)	EA		2										
X2 0 00457	5306-441-4643	BOLT, ASSEMBLED WASHER: light reel bracket mtg 101-756 (25980)	EA		3									15	5
X2 0 00458		CABLE ASSEMBLY: light reel ground 206-153	EA		1									15	39

(1) SMR CODE INDEX NO.	(2) FEDERAL STOCK NUMBER	(3) DESCRIPTION  REFERENCE NO. & MFR CODE      USABLE ON CODE	(4) UNIT OF ISSUE	(5) QTY INC IN UNIT PACK	(6) QTY INC IN UNIT	(7) 30-DAY DS MAINT ALLOWANCE			(8) 30-DAY GS MAINT ALLOWANCE			(9) 1-YR ALW PER 100 EQUIP CNTGCTY	(10) DEPOT MAINT ALW- PER 100 EQUIP	(11) ILLUS- TRATION		
						(a)	(b)	(c)	(a)	(b)	(c)			(a)	(b)	
						1-20	21-50	51-100	1-20	21-50	51-100			FIG NO.	ITEM NO	
X2 0 00459	5975-280-3357	BRUSHLOCK, ELECTRICAL CONDUCTOR 7765237 (00000)	EA		1											
X2 0 00460	5340-629-7273	BUSHING, RUBBER 7762603 (00000)	EA		1											
M 0 00461		CABLE, GROUND 7720853 (00000) MANUFACTURED FROM:	EA		1											
P 0 00462	6145-772-0853	WIRE, ELECTRICAL (4in. required)	FT						SEE	GRP	9501					
X2 0 00463	5940-057-2929	FERRULE, ELECTRICAL CONDUCTOR 7762622 (00000)	EA		1											
X2 0 00464	5935-768-7042	SHIELD, ELECTRICAL 7762628 (00000)	EA		1											
X2 0 00465		TERMINAL, LUG: ground 101-895 (25980)	EA		1											
X2 0 00466	4730-228-1622	CAP, PIPE: high pressure hose WWP521TYPE2 (81348)	EA		1											
X2 0 00467	4730-228-1621	CAP, PIPE: low pressure hose, ¼ in. pipe size WWP521TYPE2 (81348)	EA		1											
X2 0 00468	4930-630-9805	COUPLING, AIRLINE 161-300 (25980)	EA		1									13	4	
X2 0 00469	5110-289-9657	FRAME, HAND HACKSAW: upper drawer 161-293 (25980)	EA		1											
M 0 00470	4930-020-8570	HOSE ASSEMBLY, RUBBER: air 206-011 (25980) MANUFACTURED FROM:	EA		5									13	1	
0 00471	4730-566-1534	ADAPTER, STRAIGHT, PIPE TO HOSE	EA		1	*	*	*	*	*	*	*	*			
0 00472	4730-303-5130	ADAPTER, STRAIGHT, PIPE TO HOSE	EA		1	*	*	*	*	*	*	*	*			
P 0 00473	4720-289-9625	HOSE, RUBBER (10 ft required for each HOSE ASSEMBLY)	FT						SEE	GRP	9501					

(1) SMR CODE INDEX NO.	(2) FEDERAL STOCK NUMBER	(3) DESCRIPTION  REFERENCE NO. & MFR CODE      USABLE ON CODE	(4) UNIT OF ISSUE	(5) QTY INC IN UNIT PACK	(6) QTY INC IN UNIT	(7) 30-DAY DS MAINT ALLOWANCE			(8) 30-DAY GS MAINT ALLOWANCE			(9) 1-YR ALW PER 100 EQUIP CNTGCY	(10) DEPOT MAINT ALW- PER 100 EQUIP	(11) ILLUS- TRATION	
						(a)	(b)	(c)	(a)	(b)	(c)			(a)	(b)
						1-20	21-50	51-100	1-20	21-50	51-100			FIG NO.	ITEM NO
M 0 00474	4930-020-8568	HOSE ASSEMBLY, RUBBER: lubrication 206-007 (25980) MANUFACTURE FROM:	EA		15									13	5
X2 0 00475	4730-986-0175	COUPLING, HOSE 206-081 (25980)	EA		1										
X2 0 00476	4730-989-0176	COUPLING, HOSE 206-082 (25980)	EA		1										
P 0 00477	4720-639-9895	HOSE, RUBBER (10 ft required for each HOSE ASSEMBLY)	FT					SEE	GRP	9501					
X2 0 00478	4930-020-8568	HOSE ASSEMBLY, RUBBER: spare 206-007 (25980)	EA		1										
X2 0 00479	4930-020-8570	HOSE ASSEMBLY, RUBBER: spare 206-011 (25980)	EA		1										
X2 0 00480		HOSE ASSEMBLY, TRANSFER PUMP 206-379 (25980)	EA		1									16	
X2 0 00481	4930-979-5568	CAP, NOZZLE 157-454 (25980)	EA		1									16	2
X2 0 00482		CAP, PIPE: pump end 102-051 (25980)	EA		1									16	9
X2 0 00483	4030-795-0438	FASTENER, BEAD CHAIN 157-463 (25980)	EA		4									16	3
X2 0 00484		FERRULE, HOSE: transfer pump 161-536 (25980)	EA		2									16	5
X2 0 00485		HOLDER, RING: transfer pump 157-533 (25980)	EA		1									16	7
X2 0 00486		HOSE, RUBBER: transfer pump 61-148 (25980)	EA		1									16	6
X2 0 00487		NOZZLE, HOSE: transfer 165-385 (25980)	EA		1									16	4



(1) SMR CODE INDEX NO.	(2) FEDERAL STOCK NUMBER	(3) DESCRIPTION  REFERENCE NO. & MFR CODE      USABLE ON CODE		(4) UNIT OF ISSUE	(5) QTY INC IN UNIT PACK	(6) QTY INC IN UNIT	(7) 30-DAY DS MAINT ALLOWANCE			(8) 30-DAY GS MAINT ALLOWANCE			(9) 1-YR ALW PER 100 EQUIP CNTGCY	(10) DEPOT MAINT ALW- PER 100 EQUIP	(11) ILLUS- TRATION	
							(a)	(b)	(c)	(a)	(b)	(c)			(a)	(b)
							1-20	21-50	51-100	1-20	21-50	51-100			FIG NO.	ITEM NO
X2 0 00503		BRACKET, MOUNTING: trouble light B263 (95452)	EA		1										15	6
X2 0 00504		CASE ASSEMBLY: cable reel B202 (95452)	EA		1										15	31
X2 0 00505		BLOCK, COMMUTATOR B430 (95452)	EA		1										15	29
X2 0 00506		RING, INNER: commutator block A410 (95452)	EA		1										15	27
X2 0 00507		RING, OUTER: commutator block A411 (95452)	EA		1										15	28
X2 0 00508		SHAFT, MAIN: light reel A209 (95452)	EA		1										15	18
X2 0 00509		WASHER, THRUST: commutator block A415 (95452)	EA		1										15	26
X2 0 00510		COVER, TERMINAL: reel A404 (95452)	EA		1										15	33
X2 0 00511		DISK, FIBER: reel cover A442 (95452)	EA		1										15	32
P 0 00512	6240-155-8725	LAMP, INCANDESCENT: trouble light A267 (95452)	EA		1	*	2	2	*	2	2	20	20		15	38
X2 0 00513	2590-969-6988	LEAD, ELECTRICAL A266 (95452)	EA		1										15	2
X2 0 00514	2590-969-6989	LEAD, ELECTRICAL A265 (95452)	EA		1										15	1
X2 0 00515	2590-969-6990	LEAD, ELECTRICAL: jumper A272 (95452)	EA		1										15	36
X2 0 00516		LID, REEL B203 (95452)	EA		1										15	41
X2 0 00517		NUT, PLAIN, HEXAGON: reel mtg A204 (95452)	EA		1										15	3



(1) SMR CODE INDEX NO.	(2) FEDERAL STOCK NUMBER	(3) DESCRIPTION  REFERENCE NO. & MFR CODE      USABLE ON CODE	(4) UNIT OF ISSUE	(5) QTY INC IN UNIT PACK	(6) QTY INC IN UNIT	(7) 30-DAY DS MAINT ALLOWANCE			(8) 30-DAY GS MAINT ALLOWANCE			(9) 1-YR ALW PER 100 EQUIP CNTGCTY	(10) DEPOT MAINT ALW- PER 100 EQUIP	(11) ILLUS- TRATION	
						(a)	(b)	(c)	(a)	(b)	(c)			(a)	(b)
						1-20	21-50	51-100	1-20	21-50	51-100			FIG NO.	ITEM NO
X2 0 00533		SPRING, RETURN: light A294 (95452)	EA		1									15	8
X2 0 00534	4930-521-1124	SPRING, HELICAL, EXTENSION: reel pawl A419-1 (95452)	EA		1									15	12
P 0 00535	5930-021-6315	SWITCH, LIGHT A264 (95452)	EA		1	*	*	*	*	*	*	5	5	15	45
X2 0 00536		TUBE, RUBBER: reel lead assembly A800 (95452)	EA		1									15	43
X2 0 00537		WASHER, LOCK: reel mtg A210 (95452)	EA		1									15	4
X2 0 00538	2590-055-3664	WIRING HARNESS: light reel A271 (95452)	EA		1									15	35
X2 0 00539	4730-288-8572	PLUG, PIPE: high pressure hose, 3/8 in. pipe size 37262 (35510)	EA		1										
0 00540	4730-042-8988	PLUG, PIPE: low pressure hose	EA		1	*	*	*	*	*	*	*	*		
X2 0 00541	4930-979-5567	TOOL, EASY-OUT: upper drawer 70 (12600)	EA		1										
X2 0 00542		TOOL, EASY-OUT: upper drawer 80 (12600)	EA		1										
X2 0 00543		WIRE ASSEMBLY: terminal strip to trouble light reel 206-578 (25980)	EA		1									15	40
X2 0 00544	5935-283-3385	ADAPTER, CONNECTOR: light reel end 573000 (00000)	EA		1										
X2 0 00545	5975-280-3357	BRUSHLOCK, ELECTRICAL CONDUCTOR: reel light end 7765237 (00000)	EA		1										
X2 0 00546	5340-629-7273	BUSHING, RUBBER: light reel end 7762604 (00000)	EA		1										



(1) SMR CODE INDEX NO.	(2) FEDERAL STOCK NUMBER	(3) DESCRIPTION  REFERENCE NO. & MFR CODE      USABLE ON CODE	(4) UNIT OF ISSUE	(5) QTY INC IN UNIT PACK	(6) QTY INC IN UNIT	(7) 30-DAY DS MAINT ALLOWANCE			(8) 30-DAY GS MAINT ALLOWANCE			(9) 1-YR ALW PER 100 EQUIP CNTGNCY	(10) DEPOT MAINT ALW- PER 100 EQUIP	(11) ILLUS- TRATION		
						(a)	(b)	(c)	(a)	(b)	(c)			(a)	(b)	
						1-20	21-50	51-100	1-20	21-50	51-100			FIG NO.	ITEM NO	
M 0 00547		CABLE: terminal strip to light reel 7720853 (00000) MANUFACTURE FROM:	EA	1												
P 0 00548	6145-772-0853	WIRE, ELECTRICAL (31 in. required)	FT						SEE	GRP	9501					
X2 0 00549		CONDUIT, ELECTRICAL: terminal strip to light reel 70-215-24 (25980)	EA	1												
X2 0 00550	5935-300-9909	COVER, ELECTRICAL: light reel end 7762623 (00000)	EA	1												
X2 0 00551	5940-057-2929	FERRULE, ELECTRICAL CONDUCTOR: light reel end 7762622 (00000)	EA	1												
X2 0 00552	5940-534-0970	TERMINAL. LUG: terminal strip end RB853 (59730)	EA	1												
00553		2207 – WINTERIZATION EQUIPMENT														
X2 0 00554	5306-018-6491	BOLT, ASSEMBLED WASHER: dispenser bracket mtg 186491 (00000)	EA	2										18	12	
X2 0 00555		BRACKET DISPENSER 162-523 (25980)	EA	1										18	11	
X2 0 00556		CHAIN, BRASS: dispenser valve 165-624 (25980)	EA	1										18	14	
X2 0 00557	4930-785-8075	DISPENSER ASSEMBLY, ALCOHOL 161-298 (25980) (Includes components of PARTS KIT, Stock No. 4930-979-5561)	EA	1										18	19	
X2 0 00558	4820-694-9717	BALL, VALVE 1004-01 (43990)	EA	1										17	5	
X1 00559		BODY, DISPENSER NPN (43990)	EA	1										17	7	
X2 0 00560		BOWL: filter 360-19 (43990)	EA	1										17	2	

(1) SMR CODE INDEX NO.	(2) FEDERAL STOCK NUMBER	(3) DESCRIPTION  REFERENCE NO. & MFR CODE      USABLE ON CODE		(4) UNIT OF ISSUE	(5) QTY INC IN UNIT PACK	(6) QTY INC IN UNIT	(7) 30-DAY DS MAINT ALLOWANCE			(8) 30-DAY GS MAINT ALLOWANCE			(9) 1-YR ALW PER 100 EQUIP CNTGNCY	(10) DEPOT MAINT ALW- PER 100 EQUIP	(11) ILLUS- TRATION	
							(a)	(b)	(c)	(a)	(b)	(c)			(a)	(b)
							1-20	21-50	51-100	1-20	21-50	51-100			FIG NO.	ITEM NO
X2 0 00561		NUT: packing 1205-01 (43990)	EA		1										17	15
X2 0 00562		PLUG: top 1200-01 (43990)	EA		1										17	17
X2 0 00563		RING, CLAMP: bowl mtg 1018-2 (43990)	EA		1										17	1
X2 0 00564		SCREW, MACHINE: head mtg 1031-04 (43990)	EA		6										17	8
X2 0 00565		TUBE ASSEMBLY, SIPHON 1819-02 (43990)	EA		1										17	3
X2 0 00566		TUBE, VENTURI 1433-01 (43990)	EA		1										17	10
P 0 00567	4930-979-5561	PARTS KIT, ALCOHOL DISPENSER 206-175 (25980)	EA		1	2	2	4	2	2	4	50	100			
X1 00568	4820-694-9717	BALL, VALVE 1004-01 (43990)	EA		1										17	5
X1 00569		DISK, VALVE 1006-01 (43990)	EA		1										17	20
X1 00570	4930-684-2598	GASKET 1029-01 (43990)	EA		1										17	6
X1 00571		GASKET 1210-01 (43990)	EA		1										17	9
X1 00572	4930-765-1997	GASKET: plug	EA		1										17	18
X1 00573		GASKET: plug 1956-01 (43990)	EA		1										18	16
X1 00574	5330-684-2338	GASKET: tube 1802-01 (43990)	EA		1										17	4
X1 00575		GASKET: upper 1212-01 (43990)	EA		1										17	12



(1) SMR CODE INDEX NO.	(2) FEDERAL STOCK NUMBER	(3) DESCRIPTION  REFERENCE NO. & MFR CODE      USABLE ON CODE	(4) UNIT OF ISSUE	(5) QTY INC IN UNIT PACK	(6) QTY INC IN UNIT	(7) 30-DAY DS MAINT ALLOWANCE			(8) 30-DAY GS MAINT ALLOWANCE			(9) 1-YR ALW PER 100 EQUIP CNTGNCY	(10) DEPOT MAINT ALW- PER 100 EQUIP	(11) ILLUS- TRATION		
						(a)	(b)	(c)	(a)	(b)	(c)			(a)	(b)	
						1-20	21-50	51-100	1-20	21-50	51-100			FIG NO.	ITEM NO	
X2 0 00591		LABEL, IDENTIFICATION: choke 166-259 (25980)	EA		1											
X2 0 00592		LABEL, IDENTIFICATION: fuel 166-327 (25980)	EA		1											
X2 0 00593		LABEL, IDENTIFICATION: magneto 166-340 (25980)	EA		1											
X2 0 00594		LABEL, IDENTIFICATION: oil pressure 166-333 (25980)	EA		1											
X2 0 00595		LABEL, IDENTIFICATION: oil temperature 166-330 (25980)	EA		1											
X2 0 00596		LABEL, IDENTIFICATION: panel 166-331 (25980)	EA		1											
X2 0 00597		LABEL, IDENTIFICATION: start 166-328 (25980)	EA		1											
X2 0 00598		LABEL, IDENTIFICATION: start 166-429 (25980)	EA		1											
X2 0 00599		LABEL, IDENTIFICATION: throttle 166-329 (25980)	EA		1											
X2 0 00600		NAMEPLATE: air 153-794 (25980)	EA		1											
X2 0 00601		NAMEPLATE: air tank drain valve 153-798 (76814)	EA		1											
X2 0 00602		NAMEPLATE: engine oil 153-790 (76814)	EA		2											
X2 0 00603		NAMEPLATE: grease GAA 160-470 (76814)	EA		3											
0 00604	5310-022-1123	NUT, PLAIN, HEXAGON: plate mtg	EA		16	*	*	*	*	*	*	*	*			
X2 0 00605	4930-874-0563	PLATE, DESIGNATION: pump air motor 158-397 (25980)	EA		3											



(1) SMR CODE INDEX NO.	(2) FEDERAL STOCK NUMBER	(3) DESCRIPTION  REFERENCE NO. & MFR CODE      USABLE ON CODE		(4) UNIT OF ISSUE	(5) QTY INC IN UNIT PACK	(6) QTY INC IN UNIT	(7) 30-DAY DS MAINT ALLOWANCE			(8) 30-DAY GS MAINT ALLOWANCE			(9) 1-YR ALW PER 100 EQUIP CNTGCV	(10) DEPOT MAINT ALW- PER 100 EQUIP	(11) ILLUS- TRATION		
							(a)	(b)	(c)	(a)	(b)	(c)			(a)	(b)	
							1-20	21-50	51-100	1-20	21-50	51-100			FIG NO.	ITEM NO	
X2 0 00620		PLATE, NAME: wiring diagram 166-320 (25980)	EA		1												
X2 0 00621		SCREW, MACHINE: identification plate mtg 100-178 (25980)	EA		14												
0 00622	5305-206-3716	SCREW, MACHINE: identification plate mtg	EA		4	*	*	*	*	*	*	*	*				
0 00623	5305-272-5306	SCREW, MACHINE: plate mtg	EA		18	*	*	*	*	*	*	*	*				
X2 0 00624		SCREW, MACHINE: plate mtg 101-806 (25980)	EA		16										28	7	
X2 0 00625		SCREW, TAPPING, THREAD FORMING: plate mtg 100-203 (25980)	EA		2												
X2 0 00626		SCREW, TAPPING, THREAD FORMING: plate mtg 100-884 (25980)	EA		18												
X2 0 00627		TAG, WARNING 0711151 (36593)	EA		1												
X2 0 00628		TAG, WARNING 0711152 (36593)	EA		2												
0 00629	5310-013-8468	WASHER, LOCK: identification plate mtg	EA		4	*	*	*	*	*	*	*	*				
0 00630 00631	5310-013-8464	WASHER, LOCK: plate mtg	EA		16	*	*	*	*	*	*	*	*				
00632		GROUP 47 – GAGES, (NON-ELECTRICAL) WEIGHING AND MEASURING DEVICES															
00632		4702 – GAGES, MOUNTING, LINES AND FITTINGS															
0 00633	4730-289-1242	ADAPTER, STRAIGHT, PIPE TO TUBE: oil pressure to safety switch	EA		1	*	*	*	*	*	*	*	*		9	2	
0 00634	4730-289-1242	ADAPTER, STRAIGHT, PIPE TO TUBE: oil pressure tube	EA		1	*	*	*	*	*	*	*	*		1	12	
X2 0 00635		ELBOW: oil pressure tube 160-701 (25980)	EA		1	*	*	*	*	*	*	*	*		1	13	
P 0 00636	6685-276-9237	GAGE, PRESSURE, DIAL INDICATING: air 100-960 (25980)	EA		3	*	*	2	*	*	2	10	10		18	22	



(1) SMR CODE INDEX NO.	(2) FEDERAL STOCK NUMBER	(3) DESCRIPTION  REFERENCE NO. & MFR CODE      USABLE ON CODE	(4) UNIT OF ISSUE	(5) QTY INC IN UNIT PACK	(6) QTY INC IN UNIT	(7) 30-DAY DS MAINT ALLOWANCE			(8) 30-DAY GS MAINT ALLOWANCE			(9) 1-YR ALW PER 100 EQUIP CNTGCV	(10) DEPOT MAINT ALW- PER 100 EQUIP	(11) ILLUS- TRATION	
						(a)	(b)	(c)	(a)	(b)	(c)			(a)	(b)
						1-20	21-50	51-100	1-20	21-50	51-100			FIG NO.	ITEM NO
X2 F 00652	4930-691-8176	DIAPHRAGM ASSEMBLY: regulator 203-752 (25980)	EA		1									19	11
X2 F 00653	4940-378-3878	GASKET: diaphragm to cap 156-196 (25980)	EA		1									19	12
X2 F 00654	4930-587-0324	GASKET: plate to body 160-170 (25980)	EA		1									19	8
F 00655	5315-830-7820	PIN, STRAIGHT, HEADLESS: diaphragm	EA		1	*	*	*	*	*	*	*	*	19	9
X2 F 00656	4930-830-7831	PLATE, BAFFLE: regualtor 160-175 (25980)	EA		1									19	10
X2 F 00657	4930-830-7832	PLATE, SPRING RETAINER 160-180 (25980)	EA		1									19	14
X2 F 00658		SCREW ASSEMBLY, REGULATOR: adjusting 205-363 (25980)	EA		1									19	16
X2 F 00659		HANDLE, REGULATOR 160-076 (25980)	EA		1										
X2 F 00660		SCREW, ADJUSTING 164-333 (25980)	EA		1										
F 00661	5305-011-3231	SCREW, DRIVE: handel	EA		1	*	*	*	*	*	*	*	*		
X2 F 00662	4930-378-4110	SEAT, REGULATOR VALVE 157-798 (25980)	EA		1									19	7
X2 F 00663	5340-682-5831	SPACER, RING: valve seat 152-224 (25980)	EA		1									19	6
X2 F 00664	5340-691-8147	SPRING, HELICAL, COMPRESSION: diaphragm 157796 (25980)	EA		1									19	13
X2 F 00665	5340-378-4172	SPRING, HELICAL, COMPRESSION: valve 156-200 (25980)	EA		1									19	4
X2 F 00666	4930-712-9343	SPRING, VALVE, FRICTION 158-188 (25980)	EA		1									19	3
X2 F 00667	4930-691-8149	VALVE, PRESSURE REGULATING 157-800 (25980)	EA		1									19	5





(1) SMR CODE INDEX NO.	(2) FEDERAL STOCK NUMBER	(3) DESCRIPTION  REFERENCE NO. & MFR CODE      USABLE ON CODE	(4) UNIT OF ISSUE	(5) QTY INC IN UNIT PACK	(6) QTY INC IN UNIT	(7) 30-DAY DS MAINT ALLOWANCE			(8) 30-DAY GS MAINT ALLOWANCE			(9) 1-YR ALW PER 100 EQUIP CNTGCV	(10) DEPOT MAINT ALW- PER 100 EQUIP	(11) ILLUS- TRATION	
						(a)	(b)	(c)	(a)	(b)	(c)			(a)	(b)
						1-20	21-50	51-100	1-20	21-50	51-100			FIG NO.	ITEM NO
X1 00684	4310-633-5093	GASKET: cylinder NR29 (11568) (Component of GASKET SET, Stock No. 4310-875-4110, See Group 5000)	EA		1									21	13
X1 00685	4310-585-7546	GASKET: hand hole cover NR31 (11568) (Component of GASKET SET, Stock No. 4310-875-4110, See Group 5000)	EA		2									22	17
F 00686	5310-021-8585	NUT, PLAIN, HEXAGON: cylinder mtg	EA		6	*	*	*	*	*	*	*	*	21	14
0 00687	4730-187-4200	PLUG, PIPE: crankcase	EA		1	*	*	*	*	*	*	*	*	22	32
0 00688	4730-263-3124	PLUG, PIPE: crankcase	EA		1	*	*	*	*	*	*	*	*	22	37
F 00689	5307-850-3031	STUD, PLAIN: cylinder mtg	EA		6	*	*	*	*	*	*	*	*	22	18
F 00690	5307-850-0308	STUD, PLAIN: manifold mtg	EA		8	*	*	*	*	*	*	*	*	21	20
00691		5002 – CRANKSHAFT													
P F 00692	3110-100-3150	CONE AND ROLLERS,TAPERED ROLLER BEARING: crankshaft 14138A (60038)	EA		2	*	*	2	*	*	2	10	30	22	23
X2 F 00693	4310-895-3146	CRANKSHAFT, COMPRESSOR NR14-5 (11568)	EA		1								2	22	25
P F 00694	3110-100-0516	CUP, TAPERED ROLLER BEARING: crankshaft 14276 (60038)	EA		2	*	*	2	*	*	2	10	30	22	21
F 00695	5315-729-6992	KEY, MACHINE: pulley	EA		1	*	*	*	*	*	*	*	*	22	24
P F 00696	5330-724-0793	SEAL, PLAIN, ENCASED: flywheel end 212W112 (11568)	EA		1	2	2	3	2	2	3	30	100	22	33
00697		5004 – PISTONS, CONNECTING RODS, AND ROTORS													
X2 F 00698	4310-930-8106	CONNECTING ROD, PISTON: second stage Z5-3A (11568)	EA		1									23	
P F 00699	4310-631-9407	BEARING, SLEEVE: rod SE5-38 (11568)	EA		1	2	2	3	2	2	3	40	100	23	19

(1) SMR CODE INDEX NO.	(2) FEDERAL STOCK NUMBER	(3) DESCRIPTION  REFERENCE NO. & MFR CODE      USABLE ON CODE	(4) UNIT OF ISSUE	(5) QTY INC IN UNIT PACK	(6) QTY INC IN UNIT	(7) 30-DAY DS MAINT ALLOWANCE			(8) 30-DAY GS MAINT ALLOWANCE			(9) 1-YR ALW PER 100 EQUIP CNTGCV	(10) DEPOT MAINT ALW- PER 100 EQUIP	(11) ILLUS- TRATION	
						(a)	(b)	(c)	(a)	(b)	(c)			(a)	(b)
						1-20	21-50	51-100	1-20	21-50	51-100			FIG NO.	ITEM NO
P F 00700	4310-555-4540	BEARING, SLEEVE: piston pin SE537 (11568)	EA		1	*	*	*	*	*	*	6	100	23	21
X2 F 00701		DEFLECTOR, OIL SE30-24 (11568)	EA		1									23	18
X2 F 00702		NUT, PLAIN, HEXAGON: connecting rod M467 (11568)	EA		2									23	17
X1 00703		ROD, CONNECTING SE5-3A (11568)	EA		1									23	20
F 00704	5305-012-5994	SCREW, CAP, HEXAGON HEAD: connecting rod cap	EA		2	*	*	*	*	*	*	*	*	23	11
P F 00705	4310-646-9749	SHIM: bearing cap N39 (11568)	EA		2	2	2	3	2	2	3	40	10	23	13
F 00706	5310-261-7340	WASHER, LOCK: connecting rod	EA		2	*	*	*	*	*	*	*	*	23	16
X1 00707	4310-540-8873	PIN, PISTON RE14-21B (11568) (Component of PISTON ASSEMBLY, Stock No. 4310-631-3395)	EA		1									23	9
X1 00708	4310-540-8874	PIN, PISTON RE36-21A (11568) (Component of PISTON ASSEMBLY, Stock No. 4310-631-3400)	EA		1									23	2
P F 00709	4310-631-3395	PISTON ASSEMBLY, COMPRESSOR: first stage Z14-4C (11568) (Includes 1 each PIN, Stock No. 4310-540-8873 and 2 each RING, Stock No. (11568) 5000-93)	EA		1	*	*	*	*	*	*	6	25	23	8
P F 00710	4310-631-3400	PISTON ASSEMBLY, COMPRESSOR: second stage Z36-4C (11568) (Includes 1 each PIN, Stock No. 4310-540-8874 and 2 each RING, Stock No. (11568) 5000-93)	EA		1	*	*	*	*	*	*	6	25	23	3
X2 F 00711		RING, RETAINER: piston pin 5000-93 (11568)	EA		4								80	23	1
P F 00712	4310-649-8407	RING SET, PISTON: first stage Z179B (11568)	EA		1	*	*	2	*	*	2	10	100	23	

(1) SMR CODE INDEX NO.	(2) FEDERAL STOCK NUMBER	(3) DESCRIPTION  REFERENCE NO. & MFR CODE      USABLE ON CODE	(4) UNIT OF ISSUE	(5) QTY INC IN UNIT PACK	(6) QTY INC IN UNIT	(7) 30-DAY DS MAINT ALLOWANCE			(8) 30-DAY GS MAINT ALLOWANCE			(9) 1-YR ALW PER 100 EQUIP CNTGNCY	(10) DEPOT MAINT ALW- PER 100 EQUIP	(11) ILLUS- TRATION	
						(a)	(b)	(c)	(a)	(b)	(c)			(a)	(b)
						1-20	21-50	51-100	1-20	21-50	51-100			FIG NO.	ITEM NO
X1 00713		RING, COMPRESSION: first stage 4-5-8X1-8 (11568)	EA		3									23	6
X1 00714		RING, OIL: first stage 4-5-8X3-16 (11568)	EA		2									23	7
P F 00715	4310-649-8398	RING SET, PISTON: second stage Z189B (11568)	EA		1	*	*	2	*	*	2	10	100	23	
X1 00716		RING, COMPRESSION: second stage 2-1-2X1-8 (11568)	EA		3									23	5
X1 00717		RING, OIL: second stage 2-1-2X3-16 (11568)	EA		1									23	4
X2 F 00718		ROD ASSEMBLY: first stage Z5-3B	EA		1									23	
P F 00719	4310-631-9407	BEARING, SLEEVE SE5-38 (11568)	EA		1	2	2	3	2	2	3	40	100	23	14
P F 00720	4310-555-4552	BEARING, SLEEVE: piston pin RE36-37B (11568)	EA		1	*	*	*	*	*	*	6	100	23	10
X2 F 00721		NUT, PLAIN, HEXAGON: connecting rod M467 (11568)	EA		2									23	17
X1 00722		ROD, CONNECTING: first stage SE5-38 (11568)	EA		1									23	12
F 00723	5305-012-5994	SCREW, CAP, HEXAGON HEAD: connecting rod cap	EA		2	*	*	*	*	*	*	*	*	23	11
P F 00724	4310-646-9749	SHIM: bearing cap N39 (11568)	EA		2	2	2	3	2	2	3	40	10	23	13
X2 F 00725		SLINGER,OIL RE10-24 (11568)	EA		1									23	15
F 00726 00727	5310-261-7340	WASHER, LOCK: connecting rod  5005 – VALVES, CAMSHAFT AND TIMING MECHANISM	EA		2	*	*	*	*	*	*	*	*	23	16
P 0 00728	4310-875-4107	GASKET SET: inlet and exhaust valve Z102G (11568)	EA		1	2	3	6	2	3	6	75	100		

(1) SMR CODE INDEX NO.	(2) FEDERAL STOCK NUMBER	(3) DESCRIPTION  REFERENCE NO. & MFR CODE      USABLE ON CODE	(4) UNIT OF ISSUE	(5) QTY INC IN UNIT PACK	(6) QTY INC IN UNIT	(7) 30-DAY DS MAINT ALLOWANCE			(8) 30-DAY GS MAINT ALLOWANCE			(9) 1-YR ALW PER 100 EQUIP CNTGNCY	(10) DEPOT MAINT ALW- PER 100 EQUIP	(11) ILLUS- TRATION		
						(a)	(b)	(c)	(a)	(b)	(c)			(a)	(b)	
						1-20	21-50	51-100	1-20	21-50	51-100			FIG NO.	ITEM NO	
X1 00729	5330-584-9011	GASKET: first stage exhaust valve RE10-63 (11568)	EA		1											
X1 00730	5330-584-9000	GASKET: first stage exhaust valve SE30-18 (11568)	EA		1											
X1 00731	5330-584-8999	GASKET: first stage inlet valve RE14-75 (11568)	EA		1											
X1 00732	5330-599-5888	GASKET: second stage inlet and exhaust valve SE5-28 (11568)	EA		2											
X1 00733	5330-239-1792	GASKET: second stage inlet and exhaust valve RE10-66 (11568)	EA		2											
P 0 00734	4310-631-3398	VALVE ASSEMBLY DISCHARGE: first stage Z117 (11568)	EA		1	2	3	6	2	3	6	75	20	21		
X1 00735	5330-584-9000	GASKET: exhaust valve SE30-18 (11568) (Component of GASKET SET, Stock No. 4310-875-4107)	EA		1									21	21	
X1 00736	5330-584-9011	GASKET: exhaust valve RE10-63 (11568) (Component of GASKET SET, Stock 4310-875-4107)	EA		1									21	25	
X1 00737	4310-625-6759	HOUSING, LOW-PRESSURE EXHAUST VALVE RE10-51A (11568)	EA		1									21	26	
X2 0 00738	5305-019-1245	SCREW, ASSEMBLED WASHER: exhaust valve 191245 (00000)	EA		1									21	27	
X1 00739	4310-625-6757	SEAT, LOW PRESSURE EXHAUST VALVE RE10-65 (11568)	EA		1									21	22	
X1 00740	4310-619-0215	SPRING, HELICAL, COMPRESSION: exhaust valve RE10-59 (11568)	EA		1									21	23	
X1 00741	5310-625-6758	WASHER, FLAT: exhaust valve RE10-61 (11568)	EA		1									21	24	
P 0 00742	4310-631-3396	VALVE ASSEMBLY, DISCHARGE: second stage Z115 (11568)	EA		1	2	3	6	2	3	6	75	20	21		

(1) SMR CODE INDEX NO.	(2) FEDERAL STOCK NUMBER	(3) DESCRIPTION  REFERENCE NO. & MFR CODE      USABLE ON CODE	(4) UNIT OF ISSUE	(5) QTY INC IN UNIT PACK	(6) QTY INC IN UNIT	(7) 30-DAY DS MAINT ALLOWANCE			(8) 30-DAY GS MAINT ALLOWANCE			(9) 1-YR ALW PER 100 EQUIP CNTGCV	(10) DEPOT MAINT ALW- PER 100 EQUIP	(11) ILLUS- TRATION	
						(a)	(b)	(c)	(a)	(b)	(c)			(a)	(b)
						1-20	21-50	51-100	1-20	21-50	51-100			FIG NO.	ITEM NO
X1 00743	5330-239-1792	GASKET: exhaust valve RE10-66 (11568) (Component of GASKET SET, Stock No. 4310-875-4107)	EA		1									21	21
X1 00744	5330-599-5888	GASKET: exhaust valve SE5-28 (11568) (Component of GASKET SET, Stock No. 4310-875-4107)	EA		1									21	25
X1 00745	4310-625-6753	HOUSING, HIGH PRESSURE EXHAUST VALVE RE7-53A (11568)	EA		1									21	26
X2 0 00746	5305-019-1245	SCREW, ASSEMBLED WASHER: exhaust valve 191245 (00000)	EA		1									21	27
X1 00747	4310-625-6752	SEAT, HIGH PRESSURE EXHAUST VALVE RE7-57A (11568)	EA		1									21	22
X1 00748	4310-616-4372	SPRING, HELICAL, COMPRESSION: exhaust valve RE7-60 (11568)	EA		1									21	23
X1 00749	5310-625-6755	WASHER, FLAT: exhaust valve RE10-62 (11568)	EA		1									21	24
P 0 00750	4310-631-3399	VALVE ASSEMBLY, INLET: first stage Z118 (11568)	EA		1	2	3	6	2	3	6	75	20	21	19
X1 00751	5330-584-8999	GASKET: first stage inlet RE14-75 (11568) (Component of GASKET SET, No. 4310-875-4107)	EA		1									24	11
X1 00752	4310-625-6762	HOUSING, LOW-PRESSURE INTAKE VALVE RE14-72 (11568)	EA		1									24	10
0 00753	5305-952-0760	SCREW, MACHINE: first stage inlet valve	EA		1	*	*	*	*	*	*	*	*	24	1
X1 00754	4310-625-6760	SEAT, LOW-PRESSURE INTAKE VALVE RE14-71 (11568)	EA		1									24	14
X1 00755	4310-616-4374	SPRING, HELICAL, COMPRESSION: inlet valve RE14-58 (11568)	EA		1									24	13
X1 00756	5310-625-6761	WASHER, FLAT: inlet valve RE14-70 (11568)	EA		1									24	12



(1) SMR CODE INDEX NO.	(2) FEDERAL STOCK NUMBER	(3) DESCRIPTION  REFERENCE NO. & MFR CODE      USABLE ON CODE	(4) UNIT OF ISSUE	(5) QTY INC IN UNIT PACK	(6) QTY INC IN UNIT	(7) 30-DAY DS MAINT ALLOWANCE			(8) 30-DAY GS MAINT ALLOWANCE			(9) 1-YR ALW PER 100 EQUIP CNTGNCY	(10) DEPOT MAINT ALW- PER 100 EQUIP	(11) ILLUS- TRATION	
						(a)	(b)	(c)	(a)	(b)	(c)			(a)	(b)
						1-20	21-50	51-100	1-20	21-50	51-100			FIG NO.	ITEM NO
0 00772 X2 F 00773	4730-263-3124	PLUG, PIPE: crankcase oil filler	EA		1	*	*	*	*	*	*	*	*	20	22
		VALVE: oil drain 206-549 (25980)	EA		1				SEE	GRP	9901			20	42
P F 00774	6680-377-4915	WINDOW, OBSERVATION RE7-14 (11568)	EA		1	*	*	*	*	*	*	6	30	22	20
00775		5007 – COMPRESSOR DRIVE													
P 0 00776	3030-278-1670	BELTS, V, MATCHED SET: compressor drive 101-265 (25980)	EA		1	2	2	3	2	2	3	30	50	20	17
X2 F 00777		BOLT, MACHINE: flywheel mtg RE4-105 (11568)	EA		1									22	36
X2 F 00778	4310-873-1766	FLYWHEEL, COMPRESSOR RE4-7VG (11568)	EA		1									22	34
X2 F 00779		GUARD ASSEMBLY, BELT: compressor drive 206-545 (25980)	EA		1									33	28
0 00780	5310-176-8137	NUT, PLAIN, HEXAGON: belt guard mtg	EA		2	*	*	*	*	*	*	*	*	33	29
F 00781	5310-685-1429	NUT, PLAIN, HEXAGON: flywheel mtg	EA		1	*	*	*	*	*	*	*	*	22	35
X2 0 00782		SCREW, ASSEMBLED WASHER: belt guard mtg 102-082 (25980)	EA		2									33	32
0 00783	5310-641-9236	WASHER, FLAT: belt guard mtg, No. 10 screw size	EA		2	*	*	*	*	*	*	*	*	33	30
0 00784 00785	5310-017-8378	WASHER, LOCK: belt guard mtg  5008 – AIR INTAKES	EA		2	*	*	*	*	*	*	*	*	33	31
X2 0 00786		AIR CLEANER: compressor intake Z65A (11568)	EA		1									21	6
X2 0 00787		BOLT, STOVE: air cleaner, No. 10-24 thd size, 4 in. lg M636 (11568)	EA		1									26	1





(1) SMR CODE INDEX NO.	(2) FEDERAL STOCK NUMBER	(3) DESCRIPTION  REFERENCE NO. & MFR CODE      USABLE ON CODE	(4) UNIT OF ISSUE	(5) QTY INC IN UNIT PACK	(6) QTY INC IN UNIT	(7) 30-DAY DS MAINT ALLOWANCE			(8) 30-DAY GS MAINT ALLOWANCE			(9) 1-YR ALW PER 100 EQUIP CNTGNCY	(10) DEPOT MAINT ALW- PER 100 EQUIP	(11) ILLUS- TRATION	
						(a)	(b)	(c)	(a)	(b)	(c)			(a)	(b)
						1-20	21-50	51-100	1-20	21-50	51-100			FIG NO.	ITEM NO
X2 0 00802	4310-065-0338	NUT, PLAIN, HEXAGON: piston rod, 1/4-28 thd size 1-4-28 (11568)	EA		2									25	11
P 0 00803		PACKING, PREFORMED: inlet piston OR111 (11568)	EA		1				SEE	GRP	9901			25	15
X2 0 00804		PISTON, VALVE: high pressure N115-4 (11568)	EA		1									25	14
X2 0 00805		ROD, PISTON: valve N115-3 (11568)	EA		1									25	13
X2 0 00806		SPRING, HELICAL, COMPRESSION: valve TD8 (11568)	EA		1									25	10
X2 0 00807		MANIFOLD ASSEMBLY: low pressure inlet ZN121 (11568)	EA		1									21	5
X2 0 00808		BODY, CYLINDER: inlet fitting N115-6 (11568)	EA		1									24	2
X2 0 00809		GUIDE, SPRING: inlet valve N121-13 (11568)	EA		1									24	8
X1 00810		MANIFOLD: low-pressure inlet N121-2 (11568)	EA		1									24	3
0 00811		5310-619-3556	NUT, PLAIN, HEXAGON: piston rod, 1/4-28 thd size	EA		2	*	*	*	*	*	*	*	*	24
P 0 00812	4310-065-0338	PACKING, PREFORMED: inlet piston OR111 (11568)	EA		1				SEE	GRP	9901			24	4
X2 0 00813		PISTON: inlet manifold N115-4 (11568)	EA		1									24	5
X2 0 00814		ROD, PISTON: inlet valve N115-3 (11568)	EA		1									24	6
X2 0 00815		SPRING, HELICAL, COMPRESSION: inlet valve TD8 (11568)	EA		1									24	9
X2 0 00816		NUT, PLAIN, HEXAGON: manifold mtg M462 (11568)	EA		8									21	4



(1) SMR CODE INDEX NO.	(2) FEDERAL STOCK NUMBER	(3) DESCRIPTION  REFERENCE NO. & MFR CODE      USABLE ON CODE	(4) UNIT OF ISSUE	(5) QTY INC IN UNIT PACK	(6) QTY INC IN UNIT	(7) 30-DAY DS MAINT ALLOWANCE			(8) 30-DAY GS MAINT ALLOWANCE			(9) 1-YR ALW PER 100 EQUIP CNTGNCY	(10) DEPOT MAINT ALW- PER 100 EQUIP	(11) ILLUS- TRATION	
						(a)	(b)	(c)	(a)	(b)	(c)			(a)	(b)
						1-20	21-50	51-100	1-20	21-50	51-100			FIG NO.	ITEM NO
X1 00831	4310-625-6748	BEARING, SLEEVE: plunger SE5-97 (11568)	EA		1									27	29
X1 00832	4310-625-6749	BODY, RELEASE VALVE SE30-101 (11568)	EA		1									27	27
X1 00833		CAP, END: release valve SE5-85 (11568)	EA		1									27	24
X1 00834	5330-298-5330	GASKET: end cap H122 (11568)	EA		1									27	28
X1 00835	4310-625-6747	PLUNGER, RELEASE VALVE SE5-86B (11568)	EA		1									27	30
X1 00836	4310-616-4373	SPRING, HELICAL, COMPRESSION: plunger ball SE5-91 (11568)	EA		1									27	25
X2 F 00837		PLATE, BAFFLE: governor RE14-104 (11568)	EA		1									27	17
F 00838	5305-269-3211	SCREW, CAP, HEXAGON HEAD: governor housing mtg	EA		4	*	*	*	*	*	*	*	*	27	8
F 00839	5305-710-4192	SCREW, CAP, HEXAGON HEAD: spindle mtg	EA		1	*	*	*	*	*	*	*	*	27	13
F 00840	5305-614-0247	SCREW, MACHINE: cover mtg	EA		6	*	*	*	*	*	*	*	*	27	20
X2 F 00841	2990-863-0926	SPINDLE, GOVERNOR: weight SE5-83B (11568)	EA		1									27	10
X2 F 00842	4310-896-2104	SPRING, HELICAL, COMPRESSION: governor weight H110P (11568)	EA		2								20	27	11
X2 F 00843	4310-850-5541	SPRING, HELICAL, COMPRESSION: governor weight SE5-90 (11568)	EA		1								10	27	15
X2 0 00844		TUBE, AIR: governor to low-pressure inlet manifold UB375 (11568)	EA		1									27	6
0 00845	4730-287-1537	NUT, TUBE COUPLING: air tube	EA		2	*								27	4
X2 0 00846		TUBE, RELIEF VALVE: receiver to valve M660 (11568)	EA		1									22	16



(1) SMR CODE INDEX NO.	(2) FEDERAL STOCK NUMBER	(3) DESCRIPTION  REFERENCE NO. & MFR CODE      USABLE ON CODE	(4) UNIT OF ISSUE	(5) QTY INC IN UNIT PACK	(6) QTY INC IN UNIT	(7) 30-DAY DS MAINT ALLOWANCE			(8) 30-DAY GS MAINT ALLOWANCE			(9) 1-YR ALW PER 100 EQUIP CNTGNCY	(10) DEPOT MAINT ALW- PER 100 EQUIP	(11) ILLUS- TRATION	
						(a)	(b)	(c)	(a)	(b)	(c)			(a)	(b)
						1-20	21-50	51-100	1-20	21-50	51-100			FIG NO.	ITEM NO
F 00861	5310-010-3322	WASHER, LOCK: governor housing mtg	EA		4	*	*	*	*	*	*	*		27	7
X2 F 00862		WASHER, PLATE: spring retaining SE5-88 (11568)	EA		1									27	14
X2 F 00863		WASHER, SPINDLE RE14-83B (11568)	EA		1									27	9
X2 F 00864	4310-896-2105	WEIGHT GOVERNOR SE5-82 (11568)	EA		2								20	27	12
X2 F 00865		PIN, STRAIGHT, HEADLESS: governor weight SE5-92A (11568)	EA		2								16	27	32
00866		5010 – COMPRESSOR COOLING AND HEATING													
0 00867	4730-350-9788	ADAPTER, STRAIGHT, PIPE TO TUBE: ¾ in. pipe, 1-1/16 tube size	EA		1	*	*	*	*	*	*	*	*	20	2
0 00868	4730-257-5028	ELBOW, PIPE: valve inlet, ¾ in. pipe size	EA		1	*	*	*	*	*	*	*	*	20	1
0 00869	4730-246-9217	ELBOW, STREET: to air receiver. ¼ in. pipe size	EA		1	*	*	*	*	*	*	*	*	20	11
X2 0 00870	4730-850-7971	INVERTED NUT, TUBE COUPLING: intercooler tube SE5-41 (11568)	EA		2									21	10
X2 0 00871		MANIFOLD: high-pressure discharge NR2B (11568)	EA		1									21	7
X2 0 00872		MANIFOLD: intercooler RE10-2E (11568)	EA		1									21	8
0 00873	4730-198-4720	NIPPLE, PIPE: air, to check valve	EA		1	*	*	*	*	*	*	*	*	20	10
X2 0 00874	4730-851-6259	SLEEVE, COMPRESSION, TUBE-HOSE FITTING: intercooler tube SE5-42 (11568)	EA		2									21	9
X2 0 00875	4310-873-1765	TUBE, AFTERCOOLER NR1H (11568)	EA		1									21	11
X2 0 00876		TUBE, INTERCOOLER NE12 (11568)	EA		1									21	15

(1) SMR CODE INDEX NO.	(2) FEDERAL STOCK NUMBER	(3) DESCRIPTION  REFERENCE NO. & MFR CODE      USABLE ON CODE	(4) UNIT OF ISSUE	(5) QTY INC IN UNIT PACK	(6) QTY INC IN UNIT	(7) 30-DAY DS MAINT ALLOWANCE			(8) 30-DAY GS MAINT ALLOWANCE			(9) 1-YR ALW PER 100 EQUIP CNTGNCY	(10) DEPOT MAINT ALW- PER 100 EQUIP	(11) ILLUS- TRATION	
						(a)	(b)	(c)	(a)	(b)	(c)			(a)	(b)
						1-20	21-50	51-100	1-20	21-50	51-100			FIG NO.	ITEM NO
X2 0 00877	4310-532-7791	VALVE, CHECK: to air receiver Z220A (11568)	EA		1									20	
X1 00878		BODY, VALVE M449B (11568)	EA		1									20	3
X2 0 00879		CAP, VALVE: top M450a (11568)	EA		1									20	9
X2 0 00880		DISK, SPRING H41P (11568)	EA		1									20	5
0 00881	5310-011-3739	NUT, PLAIN, HEXAGON: plunger screw	EA		1	*	*	*	*	*	*	*	*	20	7
X2 0 00882		PLUNGER, VALVE M454 (11568)	EA		1									20	6
0 00883	5305-290-3051	SCREW, MACHINE: valve plunger	EA		1	*	*	*	*	*	*	*	*	20	4
X2 0 00884	4310-875-4108	SPRING, PLUNGER M453A (11568)	EA		1									20	8
00885		5012 – THROTTLING DEVICES													
X2 0 00886		ARM, THROTTLE, CONTROL 166-310 (25980)	EA		1									1	27
X2 0 00887		CONTROL THROTTLE: air 206-555 (25980)	EA		1									28	
X2 0 00888	4820-391-3782	COCK, SHUTOFF, SCREW STEM: throttle control valve A555 (79470)	EA		1									28	8
X2 0 00889		CYLINDER, VALVE: throttle control 166-307 (25980)	EA		1									28	10
X2 0 00890		ELBOW, PIPE TO TUBE: throttle control air inlet 100-839 (25980)	EA		1									28	9
X2 0 00891		GUIDE, ROD: throttle valve 159-543 (25980)	EA		1									28	1
0 00892	5310-022-1123	NUT, PLAIN, HEXAGON: instruction plate mtg	EA		2				SEE	GRP	2210				

(1) SMR CODE INDEX NO.	(2) FEDERAL STOCK NUMBER	(3) DESCRIPTION  REFERENCE NO. & MFR CODE      USABLE ON CODE	(4) UNIT OF ISSUE	(5) QTY INC IN UNIT PACK	(6) QTY INC IN UNIT	(7) 30-DAY DS MAINT ALLOWANCE			(8) 30-DAY GS MAINT ALLOWANCE			(9) 1-YR ALW PER 100 EQUIP CNTGCV	(10) DEPOT MAINT ALW- PER 100 EQUIP	(11) ILLUS- TRATION	
						(a)	(b)	(c)	(a)	(b)	(c)			(a)	(b)
						1-20	21-50	51-100	1-20	21-50	51-100			FIG NO.	ITEM NO
X2 0 00893		PLATE, INSTRUCTION: throttle control valve 161-958 (25980)	EA		1				SEE	GRP	2210				
X2 0 00894		PLATE: throttle control mtg 166-309 (25980)	EA		1									28	6
X2 0 00895		ROD, THROTTLE CONTROL 166-308 (25980)	EA		1									28	3
X2 0 00896	5305-441-4644	SCREW, ASSEMBLED WASHER: valve cylinder mtg 101-810 (25980)	EA		2									28	7
X2 0 00897		SCREW, MACHINE: instruction plate mtg 101-806 (25980)	EA		2				SEE	GRP	2210				
0 00898	5305-614-0274	SCREW, MACHINE: throttle control valve rod	EA		1	*	*	*	*	*	*	*	*	28	11
X2 0 00899	5340-691-8154	SPRING, HELICAL, COMPRESSION: valve operating 158656 (25980)	EA		1									28	2
X2 0 00900		WASHER, FLAT: valve spring retaining and cylinder mtg	EA		3									28	4
0 00901	5310-013-8468	WASHER, LOCK: instruction plate mtg	EA		2				SEE	GRP	2210				
0 00902	5310-011-5545	WASHER, LOCK: throttle control valve rod	EA		1	*	*	*	*	*	*	*	*	28	5
0 00903	4730-287-1766	ELBOW, PIPE TO TUBE: high to low-pressure valve tube	EA		1	*	*	*	*	*	*	*	*	21	3
0 00904	5305-042-0428	SCREW, MACHINE: throttle control mtg, No. 4-40 thd Size, ¼ in. lg	EA		2	*	*	*	*	*	*	*	*	1	10
0 00905	5305-723-9398	SETSCREW: throttle control arm	EA		1	*	*	*	*	*	*	*	*	1	26
X2 0 00906		TEE, PIPE TO TUBE: compressor to throttle control valve M535 (11568)	EA		2									22	2
X2 0 00907		TUBE, AIR: high pressure inlet manifold to relief valve M660 (11568)	EA		1									22	3





(1) SMR CODE INDEX NO.	(2) FEDERAL STOCK NUMBER	(3) DESCRIPTION  REFERENCE NO. & MFR CODE      USABLE ON CODE	(4) UNIT OF ISSUE	(5) QTY INC IN UNIT PACK	(6) QTY INC IN UNIT	(7) 30-DAY DS MAINT ALLOWANCE			(8) 30-DAY GS MAINT ALLOWANCE			(9) 1-YR ALW PER 100 EQUIP CNTGNCY	(10) DEPOT MAINT ALW- PER 100 EQUIP	(11) ILLUS- TRATION	
						(a)	(b)	(c)	(a)	(b)	(c)			(a)	(b)
						1-20	21-50	51-100	1-20	21-50	51-100			FIG NO.	ITEM NO
0 00924	4730-249-3898	ELBOW, PIPE: to engine oil lub pump	EA		1	*	*	*	*	*	*	*		18	5
X2 0 00925		ELBOW, PIPE TO TUBE: dispenser 155-494 (25980)	EA		1									18	20
X2 0 00926		ELBOW, STREET: to globe valve 1-4SE (11568)	EA		1									20	11
X2 0 00927	4930-979-5566	HOSE ASSEMBLY, AIR: receiver drain and hose reel 206-008 (25980)	EA		2									20	19
0 00928	4730-566-1534	ADAPTER, STRAIGHT, PIPE TO HOSE: air hose	EA		1	*	*	*	*	*	*	*	*		
0 00929	4730-303-5130	ADAPTER, STRAIGHT, PIPE TO HOSE: air hose	EA		1	*	*	*	*	*	*	*	*		
X2 0 00930		HOSE, RUBBER: hose reel inlet and air receiver drain 61-110-45 (25980)	EA		1										
X2 0 00931	4930-979-5559	HOSE ASSEMBLY, AIR: tank to dispenser 206-013 (25980)	EA		1									18	18
X2 0 00932	4730-979-5510	COUPLING ASSEMBLY, HOSE 206-085 (25980)	EA		1										
X2 0 00933	4730-979-5509	COUPLING ASSEMBLY, HOSE 206-086 (25980)	EA		1										
X2 0 00934		HOSE, RUBBER 61-147-31 (25980)	EA		1										
X2 0 00935		MANIFOLD, AIR: outlet 165-574 (25980)	EA		1									20	33
X2 0 00936		NIPPLE, CLOSE: air receiver drain tank 100-121 (25980)	EA		1									20	22
X2 0 00937		NIPPLE, PIPE: air to regulator 101-398 (25980)	EA		2									18	8
X2 0 00938	4730-265-6905	NIPPLE, PIPE: receiver outlet P67 (74965)	EA		1									20	27







(1) SMR CODE INDEX NO.	(2) FEDERAL STOCK NUMBER	(3) DESCRIPTION  REFERENCE NO. & MFR CODE      USABLE ON CODE		(4) UNIT OF ISSUE	(5) QTY INC IN UNIT PACK	(6) QTY INC IN UNIT	(7) 30-DAY DS MAINT ALLOWANCE			(8) 30-DAY GS MAINT ALLOWANCE			(9) 1-YR ALW PER 100 EQUIP CNTGCV	(10) DEPOT MAINT ALW- PER 100 EQUIP	(11) ILLUS- TRATION	
							(a)	(b)	(c)	(a)	(b)	(c)			(a)	(b)
							1-20	21-50	51-100	1-20	21-50	51-100			FIG NO.	ITEM NO
X2 0 00986		LEVER, GUN 211-7 (00424)	EA		1										32	6
X2 0 00987		LINK, LEVER 211-11 (00424)	EA		2										32	12
X2 0 00988		PLUNGER, LEVER 211-8H (00424)	EA		1										32	10
X2 0 00989		RIVET, LINK 211-23D (00424)	EA		3										32	11
X2 0 00990		RIVET, PLUNGER 5323 (00424)	EA		1										32	8
X2 0 00991		PIN, COTTER: follower retaining 211-22 (00424)	EA		1										32	2
X2 0 00992		ROD AND HANDLE ASSEMBLY: grease gun 211-17A (00424)	EA		1										32	1
X2 0 00993		SPRING 211-21 (00424)	EA		1							3		32	4	
X2 0 00994		VALVE, CHECK 211-33AP (00424)	EA		1									32		
X1 00995		BALL, VALVE 211-33B (00424)	EA		1									32	14	
X1 00996		BODY, VALVE 211-33 (00424)	EA		1									32	13	
X1 00997		SPRING, VALVE 211-33S (00424)	EA		1									32	15	
X1 00998		WASHER, VALVE 211-33W (00424)	EA		1								100	32	16	
X2 0 00999	4930-265-7082	GREASE GUN, HAND: suction 203-329 (25980)	EA		1									29		



(1) SMR CODE INDEX NO.	(2) FEDERAL STOCK NUMBER	(3) DESCRIPTION  REFERENCE NO. & MFR CODE      USABLE ON CODE		(4) UNIT OF ISSUE	(5) QTY INC IN UNIT PACK	(6) QTY INC IN UNIT	(7) 30-DAY DS MAINT ALLOWANCE			(8) 30-DAY GS MAINT ALLOWANCE			(9) 1-YR ALW PER 100 EQUIP CNTGNCY	(10) DEPOT MAINT ALW- PER 100 EQUIP	(11) ILLUS- TRATION			
							(a)	(b)	(c)	(a)	(b)	(c)			(a)	(b)		
							1-20	21-50	51-100	1-20	21-50	51-100			FIG NO.	ITEM NO		
X2 0 01015	4930-729-6318	STUD, HOSE 154-489 (25980)		EA		1												
X2 0 01016		STUD, HOSE 165-552 (25980)		EA		1												
X2 0 01017		LUBRICATING UNIT, AIR 640-105 (03990)		EA		1										31		
X2 0 01018		ADAPTER, LUBRICATOR FITTING 5497 (03990)		EA		1										31	27	
X2 0 01019		CAP, AIR VALVE 640-1B5 (03996)		EA		1										31	22	
X2 0 01020		CAP, VALVE 640-105B (03996)		EA		1										31	25	
X2 01021		CONTAINER ASSEMBLY: lubricator 72708 (03990)		EA		1										31	31	
X2 0 01022		FITTING, LUBRICATOR 6064 (03990)		EA		1										31	26	
X2 0 01023		PIN, GROOVE: hose retaining Y121-106 (03990)		EA		1										31	29	
X2 0 01024		PLATE, INFORMATION: portable lubricator 73170 (03990)		EA		1				SEE	GRP	2210						
X2 0 01025		STEM, AIR VALVE 72715 (03990)		EA		1										31	23	
X2 0 01026		STRAP, CARRYING 71331 (03990)		EA		1										31	24	
X2 0 01027		VALVE, AIR RELIEF 72716 (03990)		EA		1										31	2	
X2 0 01028		VALVE, LUBRICATION RELIEF 72720 (03990)		EA		1										31	28	
P 0 01029	5330-350-9013	PACKING, PREFORMED: tank end 156-082 (25980)		EA		1	2	2	4	2	2	4	50	100	31	30		



(1) SMR CODE INDEX NO.	(2) FEDERAL STOCK NUMBER	(3) DESCRIPTION  REFERENCE NO. & MFR CODE      USABLE ON CODE	(4) UNIT OF ISSUE	(5) QTY INC IN UNIT PACK	(6) QTY INC IN UNIT	(7) 30-DAY DS MAINT ALLOWANCE			(8) 30-DAY GS MAINT ALLOWANCE			(9) 1-YR ALW PER 100 EQUIP CNTGCV	(10) DEPOT MAINT ALW- PER 100 EQUIP	(11) ILLUS- TRATION	
						(a)	(b)	(c)	(a)	(b)	(c)			(a)	(b)
						1-20	21-50	51-100	1-20	21-50	51-100			FIG NO.	ITEM NO
P 0 01030	5330-187-3635	PACKING, PREFORMED: valve end 154-490 (25980)	EA		1	2	2	4	2	2	4	50	100	31	3
X2 0 R 01031	4930-983-3840	VALVE ASSEMBLY, BOOSTER 206-139 (25980)	EA		1								1	31	
X2 F 01032		BALL, BEARING: check 100-065 (25980)	EA		2								6	31	6
P F 01033	3110-100-6151	BALL, BEARING: check valve MS19059-49 (96906)	EA		1	*	*	*	*	*	*	5	3	31	11
X2 F 01034		BODY, VALVE: lower 161-886 (25980)	EA		1									31	5
X2 F 01035		COUPLER, HYDRAULIC 202-650 (25980)	EA		1								10	31	15
X2 F 01036		HANDLE, VALVE 162-224 (25980)	EA		1									31	19
X2 F 01037	4930-623-3421	NUT, VALVE 158-213 (25980)	EA		1									31	16
X2 F 01038		OUTLET, ADAPTER 154-486 (25980)	EA		1									31	10
P F 01039	5330-983-3845	PACKING, PREFORMED: valve body 157-960 (25980)	EA		1	*	*	2	*	*	2	10	100	31	34
X2 F 01040		PIN, GROOVED: handle to body 157-284 (25980)	EA		1									31	38
X2 F 01041	3610-997-8418	PISTON ASSEMBLY: valve booster 204-783 (25980)	EA		1									31	9
X2 F 01042		PISTON, VALVE: hydraulic 162-223 (25980)	EA		1								3	31	36
X2 F 01043		RETAINER,K SPRING: check valve 154-487 (25980)	EA		1									31	13
X2 F 01044		RING, RETAINER: handle pin 101-021 (25980)	EA		2								4	31	37

(1) SMR CODE INDEX NO.	(2) FEDERAL STOCK NUMBER	(3) DESCRIPTION  REFERENCE NO. & MFR CODE      USABLE ON CODE	(4) UNIT OF ISSUE	(5) QTY INC IN UNIT PACK	(6) QTY INC IN UNIT	(7) 30-DAY DS MAINT ALLOWANCE			(8) 30-DAY GS MAINT ALLOWANCE			(9) 1-YR ALW PER 100 EQUIP CNTGCV	(10) DEPOT MAINT ALW- PER 100 EQUIP	(11) ILLUS- TRATION	
						(a)	(b)	(c)	(a)	(b)	(c)			(a)	(b)
						1-20	21-50	51-100	1-20	21-50	51-100			FIG NO.	ITEM NO
X2 0 01045		SCREW, THUMB: knurled, handle stop 161-118 (25980)	EA		1									31	18
X2 F 01046		SETSCREW: hose retaining 100-719 (25980)	EA		2									31	4
F 01047	5305-623-3422	SETSCREW: valve adjusting	EA		1	*	*	*	*	*	*	*	*	31	17
X2 F 01048		SPRING, COMPRESSION: check valve 157-976 (25980)	EA		1								4	31	12
X2 F 01049		SPRING, COMPRESSION: valve 157-550 (25980)	EA		1								4	31	32
X2 F 01050		SPRING, VALVE 161-951 (25980)	EA		1								4	31	7
X2 F 01051		TUBE, ADAPTER: hydraulic 165-553 (25980)	EA		1									31	14
P F 01052	5310-715-9324	WASHER, FLAT: lower body 150-670 (25980)	EA		1	2	2	4	2	2	4	50	100	31	8
X2 F 01053	5310-789-0672	WASHER, FLAT: plunger spring 157-974 (25980)	EA		1									31	33
X2 F 01054		WASHER, VALVE, PISTON 158-027 (25980)	EA		1								50	31	35
X2 0 01055	4930-222-2975	GUN, OIL: spray 204-486 (25980) (Includes components of PARTS KIT, Stock No. 4930-979-5563)	EA		1									30	
P 0 01056	4930-374-7636	BALL, STEEK, CHECK VALVE 317376 (70270)	EA		1	*	*	2	*	*	2	10	10	30	7
X2 0 01057		BODY, AIR CONTROL 5100 (32573)	EA		1									30	19
X2 0 01058	4930-374-7635	BODYM CHECK VALVE 317375 (70270)	EA		1									30	8

(1) SMR CODE INDEX NO.	(2) FEDERAL STOCK NUMBER	(3) DESCRIPTION  REFERENCE NO. & MFR CODE      USABLE ON CODE	(4) UNIT OF ISSUE	(5) QTY INC IN UNIT PACK	(6) QTY INC IN UNIT	(7) 30-DAY DS MAINT ALLOWANCE			(8) 30-DAY GS MAINT ALLOWANCE			(9) 1-YR ALW PER 100 EQUIP CNTGNCY	(10) DEPOT MAINT ALW- PER 100 EQUIP	(11) ILLUS- TRATION	
						(a)	(b)	(c)	(a)	(b)	(c)			(a)	(b)
						1-20	21-50	51-100	1-20	21-50	51-100			FIG NO.	ITEM NO
X2 0 01059		CONTAINER, OIL, SPRAY GUN 5122 (32573)	EA		1									30	11
X2 0 01060	4730-654-3557	COUPLING, AIR LINE 161-291 (25980)	EA		1									30	18
X2 0 01061		RETAINER, PACKING 5110 (32573)	EA		1									30	22
X2 0 01062	4930-374-7636	SLEEVE AIR ADJUSTING SCREW 317376 (70270)	EA		1									30	20
P 0 01063	5340-200-7115	SPRING, HELICAL, COMPRESSION: check valve 317377 (70270)	EA		1	*	*	2	*	*	2	10	10	30	6
P 0 01064	4930-024-2611	STEM, CONTROL VALVE 317378 (70270)	EA		1	*	*	2	*	*	2	8	8	30	23
X2 0 01065	4930-793-9520	TUBE, SIPHON: spray gun 158-160 (25980)	EA		1									30	9
P 0 01066	4930-630-9827	VALVE ASSEMBLY, SPRAY 5119 (32573)	EA		1	*	*	2	*	*	2	8	8	30	
X2 0 01067	4930-024-2613	BODY: valve 317386 (70270)	EA		1									30	15
X2 0 01068	4930-332-5774	BUTTON, CONTROL VALVE 5118 (32573)	EA		1									30	12
P 0 01069	5340-200-7019	SPRING, HELICAL, COMPRESSION: button 5117 (32573)	EA		1	*	*	2	*	*	2	10	10	30	13
P 0 01070	5330-283-0741	WASHER, NONMETALLIC: contained 5121 (32573)	EA		1	2	2	4	2	2	4	50	100	30	10
0 01071	5310-584-5007	NUT, PLAIN, HEXAGON: transfer pump mtg	EA		1	*	*	*	*	*	*	*	*	33	12
P 0 01072	4930-554-6778	OILER, HAND 150-150 (25980)	EA		1	*	*	*	*	*	*	5	5	29	11
X2 0 01073		WASHER, LEATHER 14-176 (77335)	EA		1								100	29	12

(1) SMR CODE INDEX NO.	(2) FEDERAL STOCK NUMBER	(3) DESCRIPTION  REFERENCE NO. & MFR CODE      USABLE ON CODE	(4) UNIT OF ISSUE	(5) QTY INC IN UNIT PACK	(6) QTY INC IN UNIT	(7) 30-DAY DS MAINT ALLOWANCE			(8) 30-DAY GS MAINT ALLOWANCE			(9) 1-YR ALW PER 100 EQUIP CNTGCTY	(10) DEPOT MAINT ALW- PER 100 EQUIP	(11) ILLUS- TRATION	
						(a)	(b)	(c)	(a)	(b)	(c)			(a)	(b)
						1-20	21-50	51-100	1-20	21-50	51-100			FIG NO.	ITEM NO
P 0 01074	4930-979-5563	PARTS KIT, OIL SPRAY GUN 206-176 (25980)	EA		1	2	2	4	2	2	4	50	5		
X1 01075	4930-795-0411	CYLINDER, SPRAY GUN: air 5105 (32573)	EA		1									30	1
X1 01076	5330-640-9100	FELT, MECHANICAL, PREFORMED: air control 5112 (32573)	EA		1									30	21
X1 01077	4930-374-7633	NOZZLE, AIR SPRAY GUN 317371 (70270)	EA		1									30	3
X1 01078	4930-374-7632	NOZZLE, OIL SPRAY GUN 317370 (70270)	EA		1									30	4
X1 01079		NUT, NOZZLE LOCK 5103 (32573)	EA		1									30	2
X1 01080	4930-024-2612	STEM, AIR, VALVE 317384 (70270)	EA		1									30	14
X1 01081	4930-374-7634	TUBE, AIR NOZZLE, SPRAY GUN 317373 (70270)	EA		1									30	5
X1 01082	5330-283-0740	WASHER, NONMETALLIC: valve seat 5113 (32573)	EA		1									30	17
X1 01083	5330-297-0422	WASHER, NONMETALLIC: valve stem 5115 (32573)	EA		1									30	16
0 01084	4730-289-5944	PLUG, PIPE: grease reservoir	EA		3	*	*	*	*	*	*	*	*	33	27
X2 0 01085	5305-044-6609	SCREW, ASSEMBLED WASHER: portable lubricator bracket mtg, 1/4-20 thd size, 5/8 in. lg 0446609 (00000)	EA		3									31	21
X2 0 01086	5305-895-3256	SCREW, ASSEMBLED WASHER: transfer pump mtg 101-801 (25980)	EA		1									33	15
0 01087	5310-186-7448	WASHER, FLAT: clamp mtg	EA		1	*	*	*	*	*	*	*	*	33	33
0 01088	5310-187-5342	WAHSER, FLAT: handle strap	EA		3	*	*	*	*	*	*	*	*	33	7



(1) SMR CODE INDEX NO.	(2) FEDERAL STOCK NUMBER	(3) DESCRIPTION  REFERENCE NO. & MFR CODE      USABLE ON CODE		(4) UNIT OF ISSUE	(5) QTY INC IN UNIT PACK	(6) QTY INC IN UNIT	(7) 30-DAY DS MAINT ALLOWANCE			(8) 30-DAY GS MAINT ALLOWANCE			(9) 1-YR ALW PER 100 EQUIP CNTGNCY	(10) DEPOT MAINT ALW- PER 100 EQUIP	(11) ILLUS- TRATION		
							(a)	(b)	(c)	(a)	(b)	(c)			(a)	(b)	
							1-20	21-50	51-100	1-20	21-50	51-100			FIG NO.	ITEM NO	
X1 01105		WASHER, PISTON 156-323 (25980)		EA		1											
X2 F 01106		CYLINDER, AIR 165-712 (25980)		EA		1									39	1	
X2 F 01107	4730-050-4208	FITTING, LUBRICATION: pump MS15003-1 (96906)		EA		1									39	17	
P F 01108	5330-541-2687	GASKET: cylinder 158-109 (25980)		EA		1	2	2	4	2	2	4	50	100	39	32	
P F 01109	5330-714-2178	GASKET: pump cap 162-989 (25980)		EA		1	2	2	4	2	2	4	50	100	39	3	
X2 F 01110		GLAND BEARING: pump base 165-714 (25980)		EA		1									39	19	
X2 F 01111		GLAND, PACKING: pump base 165-713 (25980)		EA		1									39	21	
0 01112	4730-670-5281	NIPPLE, PIPE: air inlet		EA		1				SEE	GRP	7203					
F 01113	5310-623-3346	NUT, PLAIN, HEXAGON: pump rod		EA		1	*	*	*	*	*	*	*	*	39	7	
P F 01114	5330-021-6299	PACKING, PREFORMED: pump base 163-011 (25980)		EA		1	2	2	4	2	2	4	50	100	39	25	
P F 01115	4930-587-0319	PACKING, PREFORMED: pump rod 157-637 (25980)		EA		3	3	5	10	3	5	10	120	300	39	20	
P F 01116	5330-194-3711	PACKING, PREFORMED: riser tube AN6230B5 (81352)		EA		1	3	5	10	3	5	10	120	100	39	9	
F 01117	5315-292-1481	PIN, COTTER: rod coupling		EA		1	*	*	*	*	*	*	*	*	39	27	
P F 01118	4930-765-1998	PISTON ASSEMBLY, AIR MOTOR 205-101 (25980)		EA		1	*	*	*	*	*	*	3	3	39	2	
X1 01119	5330-021-6298	GASKET: piston plate screw 162-731 (25980)		EA		3											
X1 01120		PISTON, AIR 157-645 (25980)		EA		1											

(1) SMR CODE INDEX NO.	(2) FEDERAL STOCK NUMBER	(3) DESCRIPTION  REFERENCE NO. & MFR CODE      USABLE ON CODE		(4) UNIT OF ISSUE	(5) QTY INC IN UNIT PACK	(6) QTY INC IN UNIT	(7) 30-DAY DS MAINT ALLOWANCE			(8) 30-DAY GS MAINT ALLOWANCE			(9) 1-YR ALW PER 100 EQUIP CNTGNCY	(10) DEPOT MAINT ALW- PER 100 EQUIP	(11) ILLUS- TRATION			
							(a)	(b)	(c)	(a)	(b)	(c)			(a)	(b)		
							1-20	21-50	51-100	1-20	21-50	51-100			FIG NO.	ITEM NO		
X1 01121	4730-858-9450	PLATE, VALVE 162-728 (25980)		EA		1												
X1 01122		PLATE, VALVE SEAT 162-729 (25980)		EA		1												
X1 01123		SCREW, CAP: piston 101-245 (25980)		EA		3												
X1 01124		SPACER, VALVE PLATE 157-634 (25980)		EA		3												
X2 F 01125		REATAINER ASSEMBLY, PACKING 206-262 (25980)		EA		1										39	18	
X2 F 01126		ROD ASSEMBLY, CONNECTING: pump 206-261 (25980)		EA		1										39		
X1 01127		COUPLING, ROD 165-717 (25980)		EA		1										39	26	
X2 F 01128		GASKET: rod 157-681 (25980)		EA		2							100		39	28		
X2 F 01129		STUD, ROD 157-648 (25980)		EA		1										39	30	
X2 F 01130		TUBE, ROD 165-716 (25980)		EA		1										39	29	
X2 F 01131		ROD, CONNECTING: pump 165-715 (25980)		EA		1										39	6	
X2 F 01132		SCREW, DRIVE: instruction plate 100-508 (25980)		EA		4				SEE	GRP	2210						
P F 01133	4930-795-0373	SPRING, HELICAL, COMPRESSION: piston 157-630 (25980)		EA		1	*	*	*	*	*	*	5	10	39	4		
P F 01134	4930-783-9245	SPRING, HELICAL, COMPRESSION: piston rod 157-633 (25980)		EA		1	*	*	*	*	*	*	5	10	39	31		
X2 F 01135	5305-059-4101	THUMB SCREWS: base 594104 (00000)		EA		1									39	13		

(1) SMR CODE INDEX NO.	(2) FEDERAL STOCK NUMBER	(3) DESCRIPTION  REFERENCE NO. & MFR CODE      USABLE ON CODE		(4) UNIT OF ISSUE	(5) QTY INC IN UNIT PACK	(6) QTY INC IN UNIT	(7) 30-DAY DS MAINT ALLOWANCE			(8) 30-DAY GS MAINT ALLOWANCE			(9) 1-YR ALW PER 100 EQUIP CNTGCV	(10) DEPOT MAINT ALW- PER 100 EQUIP	(11) ILLUS- TRATION	
							(a)	(b)	(c)	(a)	(b)	(c)			(a)	(b)
							1-20	21-50	51-100	1-20	21-50	51-100			FIG NO.	ITEM NO
X2 F 01136		TUBE, RISER: pump 157-682 (25980)	EA		1										39	10
X2 0 01137		UNIION ASSEMBLY, SWIVEL 157-785 (25980)	EA		1				SEE	GRP	7203					
X2 F 01138	4820-785-8131	VALVE, FOOT: pump 202-510 (25980)	EA		1										39	12
X2 0 01139	4820-262-7396	VALVE, GLOBE: air inlet 0110 (15529)	EA		1				SEE	GRP	7203					
0 01140	5310-789-0671	WASHER, FLAT: pump piston	EA		1	*	*	*	*	*	*	*	*		39	33
X2 F 01141		WASHER, PUMP 163-010 (25980)	EA		1										39	24
P 0 01142	4930-979-5573	METER, PINTS 9841 (05105)	EA		1	*	*	*	*	*	*	5	5		42	3
X2 0 01143		CAM, LOCK: reset knob 22969-1 (05105)	EA		1										40	18
X2 0 01144		CAM, POINTER 9544 (05105)	EA		1										40	14
X2 0 01145		DIAL ASSEMBLY, INTS 19587-15 (05105) (Used on METER, Stock No. 4930-979-5573, only)	EA		1										40	15
X2 0 01146		DIAL ASSEMBLY, QUARTS 19587-2 (05105) (Used on METER, Stock No. 4930-979-5573, only)	EA		1										40	15
X2 0 01147		GASKET: meter mtg 22650-4 (05105)	EA		1										40	4
X1 01148		GEAR AND HUB 23907 (05105) (Used on METER, Stock No. 4930-979-5573, only)	EA		1											
X2 0 01149		GEAR ASSEMBLY, METER: pints 22968-12 (05105) (Used on METER, Stock No. 4930-979-5573, only)	EA		1										40	5





(1) SMR CODE INDEX NO.	(2) FEDERAL STOCK NUMBER	(3) DESCRIPTION  REFERENCE NO. & MFR CODE      USABLE ON CODE	(4) UNIT OF ISSUE	(5) QTY INC IN UNIT PACK	(6) QTY INC IN UNIT	(7) 30-DAY DS MAINT ALLOWANCE			(8) 30-DAY GS MAINT ALLOWANCE			(9) 1-YR ALW PER 100 EQUIP CNTGNCY	(10) DEPOT MAINT ALW- PER 100 EQUIP	(11) ILLUS- TRATION		
						(a)	(b)	(c)	(a)	(b)	(c)			(a)	(b)	
						1-20	21-50	51-100	1-20	21-50	51-100			FIG NO.	ITEM NO	
X1 01162		CHAMBER BOTTOM W/PIVOT PIN: meter piston 9375 (05105)	EA		1											
X1 01163		CHAMBER TOP AND STATIONARY GEAR: meter piston 9380 (05105)	EA		1											
X1 01164		PINION, PAWL: meter piston 9384 (05105)	EA		1											
X1 01165		PISTON, METER 9378 (05105)	EA		1											
X1 01166		PLATE, PISTON 9379 (05105)	EA		1											
X1 01167		SPINDLE, PAWL: meter piston 9383 (05105)	EA		1											
X2 0 01168		PLUNGER, RESET KNOB 22459-3 (05105)	EA		1									40	23	
X2 0 01169		POINTER ASSEMBLY, QUARTS 9665 (05105) (Used on METER, Stock No. 4930-979-5576, only)	EA		1									40	16	
X2 0 01170		REGISTER, PINTS 20144-2 (05105) (Used on METER, Stock No. 4930-979-5573, only)	EA		1							100		40	10	
X2 0 01171		REGISTER, QUARTS 21713-1 (05105) (Used on METER, Stock No. 4930-979-5573, only)	EA		1							100		40	10	
X2 0 01172		ROLLER, CAM 4716 (05105)	EA		3									40	25	
X2 0 01173		SCREW, MACHINE: shroud mtg 22814-6 (05105)	EA		1									40	2	
0 01174	5305-753-4185	SETSVREW: cam to shaft	EA		1	*	*	*	*	*	*	*	*	40	17	
X2 0 01175		SETSCREW: knob mtg 1065 (05105)	EA		1									40	20	



(1) SMR CODE INDEX NO.	(2) FEDERAL STOCK NUMBER	(3) DESCRIPTION  REFERENCE NO. & MFR CODE      USABLE ON CODE	(4) UNIT OF ISSUE	(5) QTY INC IN UNIT PACK	(6) QTY INC IN UNIT	(7) 30-DAY DS MAINT ALLOWANCE			(8) 30-DAY GS MAINT ALLOWANCE			(9) 1-YR ALW PER 100 EQUIP CNTGNCY	(10) DEPOT MAINT ALW- PER 100 EQUIP	(11) ILLUS- TRATION	
						(a)	(b)	(c)	(a)	(b)	(c)			(a)	(b)
						1-20	21-50	51-100	1-20	21-50	51-100			FIG NO.	ITEM NO
P F 01190	5330-585-9235	PACKING, PREFORMED: piston body 162-566 (25980)	EA		5	5	10	21	5	10	21	250	500	35	20
P F 01191	5330585-9232	PACKING, PREFORMED: pump rod 162-557 (25980)	EA		5	5	10	21	5	10	21	250	500	35	5
F 01192	5315-234-1657	PIN, COTTER: pump rod	EA		1	*	*	*	*	*	*	*	*	35	12
F 01193	5315-533-3019	PIN, SPRING: pump rod	EA		3	*	*	*	*	*	*	*	*	35	14
P F 01194	4930-533-3040	PISTON, PRIMING: lube pump 162-562 (25980)	EA		1	*	*	*	*	*	*	5	10	35	2
X2 0 01195		PLATE ASSEMBLY, PUMP MOUNTING 205-021 (25980)	EA		1									34	9
X2 0 01196		PLATE, NAME: pump serial 160-637 (25980)	EA		1				SEE	GRP	2210				
X2 F 01197		POWER HEAD ASSEMBLY: lube pump 206-066 (25980)	EA		1										
X2 0 01198	4930-795-0377	ADAPTER, PUMP OUTLET 158-409 (25980)	EA		1				SEE	GRP	7203				
X2 F 01199	4930-765-2001	ARM , TOGGLE 160-623 (25980)	EA		2				SEE	GRP	9901				
X2 F 01200	3110-100-6149	BALL, BEARING: bleeder valve MS19059-47 (96906)	EA		1									37	20
X2 F 01201	4930-630-9822	BAR, VALVE 158-359 (25980)	EA		1				SEE	GRP	9901			37	22
X2 F 01202		BASE, PUMP 165-362 (25980)	EA		1									36	12
X2 F 01203	4930-785-5083	BEARING, SLEEVE: thrust 159-048 (25980)	EA		1								20	36	7
P F 01204	4930-785-8080	BLEEDER VALVE, AIR 205-031	EA		1				SEE	GRP	9901			37	21

(1) SMR CODE INDEX NO.	(2) FEDERAL STOCK NUMBER	(3) DESCRIPTION  REFERENCE NO. & MFR CODE      USABLE ON CODE	(4) UNIT OF ISSUE	(5) QTY INC IN UNIT PACK	(6) QTY INC IN UNIT	(7) 30-DAY DS MAINT ALLOWANCE			(8) 30-DAY GS MAINT ALLOWANCE			(9) 1-YR ALW PER 100 EQUIP CNTGNCY	(10) DEPOT MAINT ALW- PER 100 EQUIP	(11) ILLUS- TRATION		
						(a)	(b)	(c)	(a)	(b)	(c)			(a)	(b)	
						1-20	21-50	51-100	1-20	21-50	51-100			FIG NO.	ITEM NO	
X1 01205		BODY, VALVE: air bleeder 162-037 (25980)	EA		1											
X1 01206		STEM, VALVE: air bleeder 162-036 (25980)	EA		1											
F 01207	5306-225-8499	BOLT, MACHINE: cylinder to base	EA		8	*	*	*	*	*	*	*	*	36	1	
X2 0 01208		BUSHING, PIPE: pump discharge 101-742 (25980)	EA		1				SEE	GRP	7203					
X2 F 01209	5340-616-5740	CLIP, SPRING, TENSION: valve stem 158-361 (25980)	EA		2				SEE	GRP	9901			37	8	
X2 F 01210	4930-533-3044	CONNECTING ROD, GREASE PUMP: power head 162-553 (25980)	EA		1									37	1	
X2 F 01211		CYLINDER, AIR 162-041 (25980)	EA		1				SEE	GRP	9901			37	16	
X2 0 01212		ELBOW, PIPE TO HOSE: pump outlet 155-494 (25980)	EA		1				SEE	GRP	7203					
X2 F 01213	5325-378-3941	GROMMET, RUBBER: valve stem 158-367 (25980)	EA		2									37	25	
X2 F 01214	4930-795-0409	HANDLE, VALVE STEM 157-131 (25980)	EA		1				SEE	GRP	9901			36	16	
X2 F 01215		NUT, CAP, CYLINDER: bleeder valve 165-364 (25980)	EA		1				SEE	GRP	9901			37	19	
X2 F 01216	4930-533-3048	NUT, CIRCULATING VALVE GUIDE 162-040 (25980)	EA		1				SEE	GRP	9901			36	14	
F 01217	5310-623-3346	NUT, PLAIN, HEXAGON: valve stem	EA		1	*	*	*	*	*	*	*	*	36	15	
X2 F 01218	4730-630-9818	NUT, VALVE 160-261 (25980)	EA		4				SEE	GRP	9901			37	24	
X2 F 01219	3655-796-0968	OILER, AIR MOTOR 101-710 (25980)	EA		1				SEE	GRP	9901			36	13	

(1) SMR CODE INDEX NO.	(2) FEDERAL STOCK NUMBER	(3) DESCRIPTION  REFERENCE NO. & MFR CODE      USABLE ON CODE	(4) UNIT OF ISSUE	(5) QTY INC IN UNIT PACK	(6) QTY INC IN UNIT	(7) 30-DAY DS MAINT ALLOWANCE			(8) 30-DAY GS MAINT ALLOWANCE			(9) 1-YR ALW PER 100 EQUIP CNTGNCY	(10) DEPOT MAINT ALW- PER 100 EQUIP	(11) ILLUS- TRATION	
						(a)	(b)	(c)	(a)	(b)	(c)			(a)	(b)
						1-20	21-50	51-100	1-20	21-50	51-100			FIG NO.	ITEM NO
P F 01220	4930-766-4753	PACKING ASSEMBLY: piston 159-308 (25980)	EA		10	10	21	42	10	21	42	500	1000	36	5
X2 F 01221	4730-785-3468	PACKING NUT: piston rod 159-047 (25980)	EA		1									36	9
P F 01222	5330-359-4252	PACKING PREFORMED: base, inner 158-379 (25980)	EA		1				SEE	GRP	9901			36	11
P F 01223	4930-691-8144	PACKING, PREFORMED: bleeder packing nut 156-698 (25980)	EA		1				SEE	GRP	9901			37	17
P F 01224	5330-054-6894	PACKING, PREFORMED: cylinder to base 158-377 (25980)	EA		1				SEE	GRP	9901			36	10
P F 01225	5330-515-4123	PACKING, PREFORMED: piston 158-378 (25980)	EA		1				SEE	GRP	9901			37	3
P F 01226	4930-297-4956	PACKING, PREFORMED: trip rod 154-741 (25980)	EA		1				SEE	GRP	9901			37	18
P F 01227	4930-551-9116	PACKING, PREFORMED: valve stem 155-685 (25980)	EA		1				SEE	GRP	9901			36	18
P F 01228	5315-653-2469	PIN, LOCK 160-618 (25980)	EA		2	6	13	25	6	13	25	300	600	37	23
X2 F 01229	4930-653-1723	PIN, SHOULDER, HEADLESS: toggle 158-362 (25980)	EA		2				SEE	GRP	9901			37	15
X2 F 01230	4930-765-2002	PISTON, AIR CYLINDER 160-894 (25980)	EA		1				SEE	GRP	9901			37	7
X2 0 01231	4930-874-0563	PLATE, DESIGNATION: pump air motor 158-397 (25980)	EA		3				SEE	GRP	2210				
X2 F 01232	4930-682-4749	RETAINER, PACKING: piston rod lower 159-306 (25980)	EA		2									36	4
X2 F 01233	4930-682-4732	RETAINER, PACKING: piston rod, upper 159-307 (25980)	EA		1									36	6
X2 F 01234	4930-785-5085	RETAINER, PACKING: thrust 158-697 (25980)	EA		1									36	8

(1) SMR CODE INDEX NO.	(2) FEDERAL STOCK NUMBER	(3) DESCRIPTION  REFERENCE NO. & MFR CODE      USABLE ON CODE	(4) UNIT OF ISSUE	(5) QTY INC IN UNIT PACK	(6) QTY INC IN UNIT	(7) 30-DAY DS MAINT ALLOWANCE			(8) 30-DAY GS MAINT ALLOWANCE			(9) 1-YR ALW PER 100 EQUIP CNTGNCY	(10) DEPOT MAINT ALW- PER 100 EQUIP	(11) ILLUS- TRATION	
						(a)	(b)	(c)	(a)	(b)	(c)			(a)	(b)
						1-20	21-50	51-100	1-20	21-50	51-100			FIG NO.	ITEM NO
X2 F 01235	4930-765-1999	ROCKER, TOGGLE 158-364 (25980)	EA		2				SEE	GRP	9901			37	27
X2 F 01236	4930-630-9806	ROD, TRIP, AIR CYLINDER 205-020 (25980)	EA		1				SEE	GRP	9901			37	13
X1 01237		GUIDE, TRIP ROD 158-376 (25980)	EA		1										
F 01238	5310-543-2641	NUT, PLAIN, HEXAGON: trip rod	EA		1	*	*	*	*	*	*	*	*		
X1 01239		ROD, TRIP 162-552 (25980)	EA		1										
0 01240	5305-272-5306	SCREW, MACHINE: plate mtg	EA		6				SEE	GRP	2210				
F 01241	5305-652-8784	SCREW, MACHINE: valve clip	EA		2	*	*	*	*	*	*	*	*	37	10
0 01242	5305-855-0971	SCREW, TAPPING, THREAD CUTTING: plate mtg	EA		6				SEE	GRP	2210				
P F 01243	4930-785-8084	SEAT, VALVE 160-897 (25980)	EA		2	2	2	2	2	2	2	24	60	37	6
P F 01244	4930-533-3049	SEAT, VALVE 162-039 (25980)	EA		1	*	*	2	*	*	2	10	30	36	19
P F 01245	5340-691-0822	SPRING, COMPRESSION: toggle 158-365 (25980)	EA		2	2	3	5	2	3	5	60	60	37	11
P F 01246	4930-795-0378	SPRING, HELICAL, COMPRESSION: piston rod packing 158-428 (25980)	EA		1	*	*	2	*	*	2	6	10	36	3
X2 F 01247	4930-795-0407	STEM CIRCULATING VALVE 162-012 (25980)	EA		1				SEE	GRP	9901			36	17
X2 F 01248	4930-785-8085	STEM, VALVE: lower 160-896 (25980)	EA		2				SEE	GRP	9901			37	4
P F 01249	4930-630-9823	TOGGLE, SHUTTLE 158-360 (25980)	EA		1	2	2	3	2	2	3	30	30	37	14
P F 01250	4930-630-4452	VALVE, AIR 160-895 (25980)	EA		2	2	3	5	2	3	5	60	600	37	5

(1) SMR CODE INDEX NO.	(2) FEDERAL STOCK NUMBER	(3) DESCRIPTION  REFERENCE NO. & MFR CODE      USABLE ON CODE		(4) UNIT OF ISSUE	(5) QTY INC IN UNIT PACK	(6) QTY INC IN UNIT	(7) 30-DAY DS MAINT ALLOWANCE			(8) 30-DAY GS MAINT ALLOWANCE			(9) 1-YR ALW PER 100 EQUIP CNTGCV	(10) DEPOT MAINT ALW- PER 100 EQUIP	(11) ILLUS- TRATION	
							(a)	(b)	(c)	(a)	(b)	(c)			(a)	(b)
							1-20	21-50	51-100	1-20	21-50	51-100			FIG NO.	ITEM NO
P F 01251	4930-587-0326	VALVE, AIR CONTROL: upper 160-620 (25980)		EA		2	2	3	5	2	3	5	60	600	37	26
X2 0 01252	5340-141-1582	WASHER, FLAT: outlet adapter 150461 (25980)		EA		1				SEE	GRP	7203				
F 01253	5310-541-2684	WASHER, FLAT: piston rod		EA		1	*	*	*	*	*	*	*	*	37	2
F 01254	5310-715-9324	WASHER, FLAT: valve seat		EA		1	*	*	*	*	*	*	*	*	36	20
F 01255	5310-010-3320	WASHER, LOCK: cylinder to base		EA		8	*	*	*	*	*	*	*	*	36	2
F 01256	5310-010-6495	WASHER, LOCK: valve clip		EA		2	*	*	*	*	*	*	*	*	37	9
X2 F 01257	4930-541-2710	RETAINER, PACKING: primer piston 162-603 (25980)		EA		1									35	4
X2 F 01258	4930-541-2711	RETAINER, PACKING: pump 162-568 (25980)		EA		1									35	21
X2 F 01259	4930-541-2707	RETAINER, PACKING: pump rod, upper 162-556 (25980)		EA		1									35	19
X2 F 01260	4930-541-2708	RETAINER, PACKING: pump rod, upper 162-602 (25980)		EA		1									35	6
X2 F 01261	5306-795-0252	ROD, THREADED END: connecting 162-042 (25980)		EA		1									35	13
0 01262	5305-053-1112	SCREW, TAPPING, THREAD FORMING: plate mtg		EA		2				SEE	GRP	2210				
X2 F 01263	4930-630-9825	SEAT, VALVE: pump 162-559 (25980)		EA		2								20	35	17
0 01264	5305-723-9383	SETSCREW: mounting plate		EA		1	*	*	*	*	*	*	*	*	34	10
X2 F 01265	5340-141-1744	SPACER, RING: pump valve seat 150-451 (25980)		EA		2									35	18
X2 F 01266		TUBE, DRAIN 162-570 (25980)		EA		1									35	9
X2 F 01267	4930-533-3039	TUBE PRIMING: lube pump 162-564		EA		1									35	23





(1) SMR CODE INDEX NO.	(2) FEDERAL STOCK NUMBER	(3) DESCRIPTION REFERENCE NO. & MFR CODE      USABLE ON CODE		(4) UNIT OF ISSUE	(5) QTY INC IN UNIT	(6) QTY INC IN UNIT	(7) 30-DAY DS MAINT ALLOWANCE			(8) 30-DAY GS MAINT ALLOWANCE			(9) 1-YR ALW PER 100 EQUIP CNTGCV	(10) DEPO T MAIN T ALW- PER 100 EQUIP	(11) ILLUS- TRATION		
							(a)	(b)	(c)	(a)	(b)	(c)			(a)	(b)	
							1-20	21-50	51-100	1-20	21-50	51-100			FIG NO.	ITEM NO	
X2 F 01284	4930-830-7835	POWER HEAD, PUMP: lube pump 205-23 (25980)		EA		1											
X2 F 01285	4930-765-2001	ARM, TOGGLE 160-623 (25980)		EA		2				SEE	GRP	9901			37	12	
X2 F 01286	3110-100-6149	BALL, BEARING: bleeder valve 0-1875ININSTBALL (43334)		EA		1									37	20	
X2 F 01287	4930-630-9822	BAR, VALVE 158-359 (25980)		EA		1				SEE	GRP	9901			37	22	
X2 F 02188		BASE, PUMP 162-577 (25980)		EA		1									36	12	
P F 01289	4930-533-3037	BEARING, SLEEVE 162-576 (25980)		EA		1	*	*	*	*	*	*	5	40	36	36	
P F 01290	4930-785-8080	BLEEDER VALVE, AIR 205-031		EA		1				SEE	GRP	9901			37	21	
X1 01291		BODY, VALVE: air bleeder 162-037 (25980)		EA		1											
X1 01292		STEM, VALVE: air bleeder 162-036 (25980)		EA		1											
F 01293	5306-225-8499	BOLT, MACHINE: cylinder to base		EA		8	*	*	*	*	*	*	*	*	36	1	
X2 F 01294	5340-616-5740	CLIP, SPRING TENSION 158-361 (25980)		EA		2				SEE	GRP	9901			37	8	
X2 F 01295		CYLINDER, AIR 162-041 (25980)		EA		1				SEE	GRP	9901			37	16	
X2 0 01296		ELBOW, PIPE TO HOSE: pump outlet 155-494 (25980)		EA		1				SEE	GRP	7203					
X2 F 01297	5325-378-3941	GROMMET, RUBBER: valve stem 158-367 (25980)		EA		2									37	25	
X2 F 01298	4930-795-0409	HANDLE, VALVE STEM 157-131 (25980)		EA		1				SEE	GRP	9901					

(1) SMR CODE INDEX NO.	(2) FEDERAL STOCK NUMBER	(3) DESCRIPTION REFERENCE NO. & MFR CODE    USABLE ON CODE		(4) UNIT OF ISSUE	(5) QTY INC IN UNIT	(6) QTY INC IN UNIT	(7) 30-DAY DS MAINT ALLOWANCE			(8) 30-DAY GS MAINT ALLOWANCE			(9) 1-YR ALW PER 100 EQUIP CNTGCV	(10) DEPO T MAIN T ALW- PER 100 EQUIP	(11) ILLUS- TRATION	
							(a)	(b)	(c)	(a)	(b)	(c)			(a)	(b)
							1-20	21-50	51-100	1-20	21-50	51-100			FIG NO.	ITEM NO
X2 F 01299		NUT, CAP, CYLINDER: bleeder valve 165-364 (25980)		EA		1				SEE	GRP	9901			37	19
X2 F 01300	4930-533-3048	NUT, CIRCULATING VALVE GUIDE 162-040 (25980)		EA		1				SEE	GRP	9901			36	14
F 01301	5310-623-3346	NUT, PLAIN, HEXAGON: valve stem		EA		1	*	*	*	*	*	*	*	*	36	15
X2 F 01302	4730-630-9818	NUT, VALVE 160-261 (25980)		EA		4				SEE	GRP	9901			37	24
X2 F 01303	3655-796-0968	OILER, AIR MOTOR 101-710 (25980)		EA		1				SEE	GRP	9901			36	13
X2 F 01304	4730-785-3469	PACKING, NUT: piston rod 159-046-(25980)		EA		1									36	9
P F 01305	5330-359-4252	PACKING, PREFORMED: base, inner 158-379 (25980)		EA		1	6	13	25	6	13	25	300	300	36	11
P F 01306	4930-691-8144	PACKING, PREFORMED: bleeder packing nut 156-698 (25980)		EA		1	6	13	25	6	13	25	300	300	37	17
P F 01307	5330-054-6894	PACKING, PREFORMED: cylinder to base 158-377 (25980)		EA		1	6	13	25	6	13	25	300	300	36	10
P F 01308	5330-515-4123	PACKING, PREFORMED: piston 158-378 (25980)		EA		1	6	13	25	6	13	25	300	300	37	3
P F 01309	5330-585-9236	PACKING, PREFORMED: piston rod 165-574 (25980)		EA		5	10	21	42	10	21	42	500	1000	36	5
P F 01310	4930-297-4956	PACKING, PREFORMED: trip rod 154-741 (25980)		EA		1	6	13	25	6	13	25	300	300	37	18
P F 01311	4930-551-9116	PACKING, PREFORMED: valve stem 155-685 (25980)		EA		1	6	13	25	6	13	25	300	300	36	18
P F 01312	5315-653-2469	PIN, LOCK 160-618 (25980)		EA		2				SEE	GRP	9901			37	23
X2 F 01313	4930-653-1723	PIN, SHOULDER, HEADLESS: toggle 158-362 (25980)		EA		2				SEE	GRP	9901			37	15

(1) SMR CODE INDEX NO.	(2) FEDERAL STOCK NUMBER	(3) DESCRIPTION REFERENCE NO. & MFR CODE    USABLE ON CODE		(4) UNIT OF ISSUE	(5) QTY INC IN UNIT	(6) QTY INC IN UNIT	(7) 30-DAY DS MAINT ALLOWANCE			(8) 30-DAY GS MAINT ALLOWANCE			(9) 1-YR ALW PER 100 EQUIP CNTGNCY	(10) DEPO T MAIN T ALW- PER 100 EQUIP	(11) ILLUS- TRATION	
							(a)	(b)	(c)	(a)	(b)	(c)			(a)	(b)
							1-20	21-50	51-100	1-20	21-50	51-100			FIG NO.	ITEM NO
X2 F 01314	4930-765-2002	PISTON, AIR CYLINDER 160-894 (25980)		EA		1				SEE	GRP	9901			37	7
X2 F 01315	4930-541-2709	RETAINER, PACKING: piston rod, lower 162-575 (25980)		EA		2									36	4
X2 F 01316	4930-541-2706	RETAINER, PACKING: piston rod, upper 162-573 (25980)		EA		2									36	6
X2 F 01317	4930-785-8087	RETAINER, PACKING: thrust 158-695 (25980)		EA		1									36	8
X2 F 01318	4930-765-1999	ROCKER, TOGGLE 158-364 (25980)		EA		2				SEE	GRP	9901			37	27
X2 F 01319	4930-785-8090	ROD, PISTON POWER HEAD 162-572 (25980)		EA		1									37	1
X2 F 01320	4930-630-9806	ROD, TRIP, AIR CYLINDER 205-020 (25980)		EA		1				SEE	GRP	9901			37	13
X1 01321		GUIDE, TRIP ROD 158-376 (25980)		EA		1										
F 01322	5310-543-2641	NUT, PLAIN, HEXAGON: trip rod		EA		1	*	*	*	*	*	*	*	*		
X1 01323		ROD, TRIP 162-552 (25980)		EA		1										
F 01324	5305-652-8784	SCREW, MACHINE: valve clip		EA		2	*	*	*	*	*	*	*	*	37	10
F 01325	5305-855-0971	SCREW, TAPPING, THREAD CUTTING: plate mtg		EA		6				SEE	GRP	2210				
X2 F 01326	4930-785-8070	SEAT, VALVE 159-482 (25980)		EA		1									36	19
P F 01327	4930-785-8084	SEAT, VALVE 160-897 (25980)		EA		2				SEE	GRP	9901			37	6
P F 01328	5340-691-0822	SPRING, COMPRESSION: toggle 158-365 (25980)		EA		2				SEE	GRP	9901			37	11



(1) SMR CODE INDEX NO.	(2) FEDERAL STOCK NUMBER	(3) DESCRIPTION REFERENCE NO. & MFR CODE      USABLE ON CODE		(4) UNIT OF ISSUE	(5) QTY INC IN UNIT	(6) QTY INC IN UNIT	(7) 30-DAY DS MAINT ALLOWANCE			(8) 30-DAY GS MAINT ALLOWANCE			(9) 1-YR ALW PER 100 EQUIP CNTGCV	(10) DEPOT MAINT ALW- PER 100 EQUIP	(11) ILLUS- TRATION	
							(a)	(b)	(c)	(a)	(b)	(c)			(a)	(b)
							1-20	21-50	51-100	1-20	21-50	51-100			FIG NO.	ITEM NO
X2 F 01346		TUBE, DRAIN BACK 162-554 (25980)		EA		1									38	1
X2 F 01347	4930-830-7833	TUBE, RISER: pump 162-578 (25980)		EA		1									38	2
X2 F 01348	4730-212-5769	UNION, PIPE TO HOSE: drain tube 155-665 (25980)		EA		1									38	3
F 01349	5310-541-2686	WASHER, FLAT: foot valve		EA		1	*	*	*	*	*	*	*		38	20
F 01350	5310-785-8082	WASHER, SPRING TENSION: spreader, pump piston		EA		1	*	*	*	*	*	*	*		38	10
X2 0 01351	5305-733-2265	SCREW, ASSEMBLED WASHER: lubricant pump mtg 101-793 (25980)		EA		12									34	13
01352		7203 – VALVES, FITTINGS, LINES														
P 0 01353	4930-979-5574	ADAPTER ASSEMBLY, PRESSURE RELIEF: lower drawer 205-990 (25980)		EA		1	*	*	*	*	*	*	5	10	44	13
X2 0 01354		ADAPTER ASSEMBLY: pressure relief 203-497 (25980)		EA		1									44	5
X1 01355		BODY, ADAPTER 157-225 (25980)		EA		1										
X1 01356		RING, RETAINER: adapter 157-230 (25980)		EA		1										
X1 01357		SHELL, ADAPTER 157-224 (25980)		EA		1										
X2 0 01358	4930-986-0203	COUPLING, GREASE GUN: pressure relief 203-410 (25980)		EA		1									44	9
X2 0 01359	4730-785-3470	COUPLING, PIPE: pressure relief 159-700 (25980)		EA		1									44	7
X2 0 01360	4730-050-4208	FITTING, LUBRICATION: pressure relief adapter MS15003-1 (96906)		EA		1									44	14
X2 0 01361	4730-785-3471	NIPPLE, PIPE: pressure relief adapter 159-278 (25980)		EA		1									44	6



(1) SMR CODE INDEX NO.	(2) FEDERAL STOCK NUMBER	(3) DESCRIPTION REFERENCE NO. & MFR CODE      USABLE ON CODE		(4) UNIT OF ISSUE	(5) QTY INC IN UNIT	(6) QTY INC IN UNIT	(7) 30-DAY DS MAINT ALLOWANCE			(8) 30-DAY GS MAINT ALLOWANCE			(9) 1-YR ALW PER 100 EQUIP CNTGCV	(10) DEPOT MAINT ALW- PER 100 EQUIP	(11) ILLUS- TRATION	
							(a)	(b)	(c)	(a)	(b)	(c)			(a)	(b)
							1-20	21-50	51-100	1-20	21-50	51-100			FIG NO.	ITEM NO
X2 0 01378		CLAMP, LOOP: transfer nipple 165-530 (25980)		EA		1									13	20
X2 0 01379	4930-654-3557	COUPLING, AIRLINE: transfer pump 161-291 (25980)		EA		1									39	14
X2 0 01380	4730-986-0176	COUPLING, HOSE: spare 4506-6F (30327)		EA		2									43	2
X2 0 01381	4730-986-0175	COUPLING HOSE: spare 4506-6M (30327)		EA		2									43	1
X2 0 01382		ELBOW, PIPE TO HOSE: pump inlet and discharge 155-494 (25980)		EA		6									34	3
X2 0 01383		ELBOW, PIPE TO TUBE: nipple to reel hose 156-472 (25980)		EA		1									13	23
X2 0 01384	4730-172-0028	FITTING, LUBRICATION 851 (12600)		EA		6									43	11
X2 0 01385		FITTING, LUBRICATION: spare 450 (12600)		EA		6									43	12
X2 0 01386	4730-050-4203	FITTING, LUBRICATION: spare MS15001-1 (96906)		EA		6									43	10
X2 0 01387	4730-050-4208	FITTING, LUBRICATION: spare MS15003-1 (96906)		EA		6									43	9
X2 0 01388	4730-243-1484	FITTING, LUBRICATION: spare 100-852 (25980)		EA		6									43	4
X2 0 01389	4730-223-6411	FITTING, LUBRICATION: spare 100-854 (25980)		EA		6									43	6
X2 0 01390	4730-188-6314	FITTING, LUBRICATION: spare 100-855 (25980)		EA		6									43	5
X2 0 01391	4940-785-5081	GUN, AIR BLOW 204-485 (25980)		EA		1									44	2
X1 01392		BODY, BLOW GUN 158-921 (25980)		EA		1										



(1) SMR CODE INDEX NO.	(2) FEDERAL STOCK NUMBER	(3) DESCRIPTION REFERENCE NO. & MFR CODE      USABLE ON CODE		(4) UNIT OF ISSUE	(5) QTY INC IN UNIT	(6) QTY INC IN UNIT	(7) 30-DAY DS MAINT ALLOWANCE			(8) 30-DAY GS MAINT ALLOWANCE			(9) 1-YR ALW PER 100 EQUIP CNTGCV	(10) DEPOT MAINT ALW- PER 100 EQUIP	(11) ILLUS- TRATION	
							(a)	(b)	(c)	(a)	(b)	(c)			(a)	(b)
							1-20	21-50	51-100	1-20	21-50	51-100			FIG NO.	ITEM NO
X2 0 01393		BUTTON, PUSH: plunger 158-920 (25980)		EA		1										
X2 0 01394	4930-830-7830	CAP, SPRING RETAINER: air blower 158-917 (25980)		EA		1										
X2 0 01395	4730-654-3557	COUPLING, AIRLINE 161-291 (25980)		EA		1										
X2 0 01396		SCREW, MACHINE: plunger 100-757 (25980)		EA		1										
X2 0 01397	4930-630-4451	SEAL, VALVE: air blower 155-921 (25980)		EA		1							30			
X2 0 01398	5340-141-1744	SPACER, RING: valve stem 150-451 (25980)		EA		1										
X2 0 01399	4930-819-5403	SPRING, HELICAL, COMPRESSION: plunger 158-918 (25980)		EA		1										
X2 0 01400		STEM, VALVE: air blower 158-919 (25980)		EA		1										
X2 0 01401	4930-212-5811	TIP, BLOWER VALVE: air blower gun 158-922 (25980)		EA		1										
0 01402	5310-011-5543	WASHER, LOCK : plunger		EA		1	*	*	*	*	*	*	*			
M 0 01403	4930-020-8567	HOSE ASSEMBLY 206-006 (25980) MANUFACTURE FROM:		EA		3								34	4	
X2 0 01404	4730-986-0175	COUPLING, HOSE: lube end 4506-6M (30327)		EA		1										
X2 0 01405	4730-986-0176	COUPLING, HOSE: reel end 4506-6F (30327)		EA		1										
P 0 01406	4720-278-4870	HOSE, RUBBER (13 in. required for each HOSE ASSEMBLY)		FT					SEE	GRP	9501					
X2 0 01407	4930-020-5548	HOSE ASSEMBLY: extension adapter 206-004 (25980)		EA		2								44	12	

(1) SMR CODE INDEX NO.	(2) FEDERAL STOCK NUMBER	(3) DESCRIPTION REFERENCE NO. & MFR CODE      USABLE ON CODE		(4) UNIT OF ISSUE	(5) QTY INC IN UNIT	(6) QTY INC IN UNIT	(7) 30-DAY DS MAINT ALLOWANCE			(8) 30-DAY GS MAINT ALLOWANCE			(9) 1-YR ALW PER 100 EQUIP CNTGCV	(10) DEPOT MAINT ALW- PER 100 EQUIP	(11) ILLUS- TRATION	
							(a)	(b)	(c)	(a)	(b)	(c)			(a)	(b)
							1-20	21-50	51-100	1-20	21-50	51-100			FIG NO.	ITEM NO
X2 0 01408		ADAPTER ASSEMBLY: flexible hose 203-497 (25980)		EA		2									44	5
X1 01409		BODY, ADAPTER: hose 157-225 (25980)		EA		1										
X1 01410		RING, RETAINER: hose 157-230 (25980)		EA		1										
X1 01411		SHELL, ADAPTER: hose 157-224 (25980)		EA		1										
X2 0 01412	4930-986-0203	COUPLING, GREASE GUN: hydraulic 203-410 (25980)		EA		1										
X2 0 01413	4730-050-4208	FITTING, LUBRICATION: hose MS15003-1 (96906)		EA		1									44	9
X2 0 01414	4930-979-5560	HOSE ASSEMBLY, RUBBER 165-370 (25980)		EA		1									44	14
X2 01415	4930-020-5549	HOSE ASSEMBLY: gian buttonhead, lower drawer 206-005 (25980)		EA		1									44	4
X2 0 01416		ADAPTER ASSEMBLY: gian buttonhead hose 203-497 (25980)		EA		2									44	11
X1 01417		BODY, ADAPTER: hose 157-225 (25980)		EA		2									44	5
X1 01418		RING, RETAINER: hose 157-230 (25980)		EA		1										
X1 01419		SHELL, ADAPTER 157-224 (25980)		EA		1										
X2 0 01420	4930-977-8900	COUPLING ASSEMBLY, BUTTONHEAD 203-897 (25980)		EA		1										
X2 0 01421	4730-050-4208	FITTING, LUBRICATION: hose assembly MS15003-1 (96906)		EA		1									44	14
X2 0 01422		HOSE, RUBBER: whip end 165-371 (25980)		EA		1									44	1



(1) SMR CODE INDEX NO.	(2) FEDERAL STOCK NUMBER	(3) DESCRIPTION REFERENCE NO. & MFR CODE      USABLE ON CODE		(4) UNIT OF ISSUE	(5) QTY INC IN UNIT	(6) QTY INC IN UNIT	(7) 30-DAY DS MAINT ALLOWANCE			(8) 30-DAY GS MAINT ALLOWANCE			(9) 1-YR ALW PER 100 EQUIP CNTGCV	(10) DEPOT MAINT ALW- PER 100 EQUIP	(11) ILLUS- TRATION	
							(a)	(b)	(c)	(a)	(b)	(c)			(a)	(b)
							1-20	21-50	51-100	1-20	21-50	51-100			FIG NO.	ITEM NO
0 01438	5305-988-1723	SCREW, MACHINE: roller plate mtg		EA		20	*	*	*	*	*	*			33	20
X2 0 01439	4930-212-5854	SWIVEL ASSEMBLY, INLET 202-994 (25980)		EA		1									43	3
X1 01440		BALL, BEARING: swivel 100-148 (25980)		EA		19										
X1 01441		NUT, SWIVEL 158-660 (25980)		EA		1										
X1 01442		PLUG, BALL RACE: swivel 160-360 (25980)		EA		1										
X1 01443		STUD, SWIVEL 158-659 (25980)		EA		1										
X2 0 01444	4930-587-0341	SWIVEL, LUBRICATION LINE: 3-way 202-579 (25980)		EA		1									44	3
X2 0 01445		ADAPTER ASSEMBLY: 3-way 202-774 (25980)		EA		1									45	
X2 0 01446	4930-785-8086	ADAPTER, SWIVEL TO HOSE 159-734 (25980)		EA		1									45	1
X2 0 01447		BALL, SWIVEL 100-148 (25980)		EA		10			SEE	GRP	9901					
X2 0 01448		PLUG, BALL, RACE 157-896 (25980)		EA		1			SEE	GRP	9901					
X2 0 01449		RING, SWIVEL 159-735 (25980)		EA		1			SEE	GRP	9901					
X2 0 01450		ADAPTER, SWIVEL 157-901 (25980)		EA		1									45	8
X2 0 01451		ELBOW ASSEMBLY: 3-way 202-773 (25980)		EA		1									45	
P 0 01452	3110-100-6147	BALL, BEARING: elbow AF216-2-8 (88042)		EA		10			SEE	GRP	9901					



(1) SMR CODE INDEX NO.	(2) FEDERAL STOCK NUMBER	(3) DESCRIPTION REFERENCE NO. & MFR CODE      USABLE ON CODE		(4) UNIT OF ISSUE	(5) QTY INC IN UNIT	(6) QTY INC IN UNIT	(7) 30-DAY DS MAINT ALLOWANCE			(8) 30-DAY GS MAINT ALLOWANCE			(9) 1-YR ALW PER 100 EQUIP CNTGCV	(10) DEPOT MAINT ALW- PER 100 EQUIP	(11) ILLUS- TRATION	
							(a)	(b)	(c)	(a)	(b)	(c)			(a)	(b)
							1-20	21-50	51-100	1-20	21-50	51-100			FIG NO.	ITEM NO
X2 0 01468		UNION ASSEMBLY: swivel 157-785 (25980)		EA	1										39	23
X2 0 01469		UNION, HOSE: lube reel inlet 155-494 (25980)		EA	4										13	26
X2 0 01470	4930-020-5550	VALVE ASSEMBLY: high-pressure 206-025 (25980)		EA	2										41	
X2 0 01471	4930-212-5761	BODY, VALVE, LOWER 153-487 (25980)		EA	1										41	21
X2 0 01472	4930-212-5751	BUSHING, HIGH-PRESSURE CONTROL VALVE INLET 150-505 (25980)		EA	1										41	18
X2 0 01473	4930-212-5750	BUSHING, MACHINE THREA 150-503 (25980)		EA	1										41	30
X2 0 01474	4930-986-0203	COUPLING, GREASE GUN 203-410 (25980)		EA	1								3		41	
X1 01475		BODY, COUPLER 159-531 (25980)		EA	1										41	10
X2 0 01476	4930-731-8360	JAW, HYDRAULIC COUPLER 150-102 (25980)		EA	3										41	16
X2 0 01477		PACKING, PREFORMED: hydraulic coupler 159-529 (25980)		EA	1								200		41	13
X2 0 01478		PLUNGER, COUPLER 159-530 (25980)		EA	1										41	15
X2 0 01479		SHELL, COUPLER 159-532 (25980)		EA	1										41	17
X2 0 01480		SPRING, COUPLER: check valve 159-533 (25980)		EA	1										41	11
X2 0 01481		WASHER, PLAIN: hydraulic coupler 159-527 (25980)		EA	1										41	12
X2 0 01482		WAHER, PLAIN: hydraulic coupler 159-528 (25980)		EA	1										41	14



(1) SMR CODE INDEX NO.	(2) FEDERAL STOCK NUMBER	(3) DESCRIPTION REFERENCE NO. & MFR CODE      USABLE ON CODE		(4) UNIT OF ISSUE	(5) QTY INC IN UNIT	(6) QTY INC IN UNIT	(7) 30-DAY DS MAINT ALLOWANCE			(8) 30-DAY GS MAINT ALLOWANCE			(9) 1-YR ALW PER 100 EQUIP CNTGCV	(10) DEPOT MAINT ALW- PER 100 EQUIP	(11) ILLUS- TRATION	
							(a)	(b)	(c)	(a)	(b)	(c)			(a)	(b)
							1-20	21-50	51-100	1-20	21-50	51-100			FIG NO.	ITEM NO
X2 0 01500	4930-623-3432	VALVE BODY 200-247 (25980)		EA		1									41	
X1 01501		BODY, UPPER 203-222 (25980)		EA		1									41	7
X1 01502		SEAT, VALVE: body 150-500 (25980)		EA		1									41	27
0 01503	5310-245-5447	WASHER, FLAT: inlet adapter		EA		1	*	*	*	*	*	*	*		41	19
X2 0 01504		VALVE ASSEMBLY CONTROL: pints 206-145 (25980) (Same as VALVE ASSEMBLY, Stock No. (25980) 206-146, except where individual components are annotated)		EA		1									42	
X2 0 01505		VALVE ASSEMBLY, CONTROL: quarts 206-146 (25980)		EA		1									42	
X2 0 01506	4930-601-4042	COUPLING, GREASE GUN: pints 201-701 (25980) (Used on VALVE ASSEMBLY, Stock No. (25980) 206-145, only)		EA		1									42	
P 0 01507	3120-021-6307	BUSHING, COUPLING 155-571 (25980) (Used on VALVE ASSEMBLY, Stock No. (25980) 206-145, only)		EA		1	*	*	2	*	*	2	8	8	42	13
P 0 01508	4930-212-5840	NOZZLE ASSEMBLY: valve 201-540 (25980) (Used on VALVE ASSEMBLY, Stock No. (25980) 206-145, only)		EA		1	*	*	*	*	*	*	3	3	42	
P 0 01509	4930-561-8478	PACKING, PREFORMED: nozzle 154-771 (25980) (Used on VALVE ASSEMBLY, Stock No. (25980) 206-145, only)		EA		1	2	4	8	2	4	8	100	100	42	9
P 0 01510	4930-254-1921	SPRING, HELICAL, COMPRESSION: nozzle 150-442 (25980) (Used on VALVE ASSEMBLY, Stock No. (25980) 206-145, only)		EA		1	*	*	2	*	*	2	10	10	42	10





(1) SMR CODE INDEX NO.	(2) FEDERAL STOCK NUMBER	(3) DESCRIPTION REFERENCE NO. & MFR CODE      USABLE ON CODE		(4) UNIT OF ISSUE	(5) QTY INC IN UNIT	(6) QTY INC IN UNIT	(7) 30-DAY DS MAINT ALLOWANCE			(8) 30-DAY GS MAINT ALLOWANCE			(9) 1-YR ALW PER 100 EQUIP CNTGCV	(10) DEPOT MAINT ALW- PER 100 EQUIP	(11) ILLUS- TRATION	
							(a)	(b)	(c)	(a)	(b)	(c)			(a)	(b)
							1-20	21-50	51-100	1-20	21-50	51-100			FIG NO.	ITEM NO
X2 0 01520		NOZZLE, VALVE 203-655 (25980) (Used on VALVE ASSEMBLY, Stock No. (25980) 206-146, only)		EA		1									42	6
X2 0 01521		SPOUT, NOZZLE 159-246 (25980) (Used on VALVE ASSEMBLY, Stock No. (25980) 206-146, only)		EA		1									42	5
P 0 01522	5330-576-4996	PACKING, PREFORMED: elbow 157-195 (25980)		EA		2	2	4	8	2	4	8	100	200	42	2
X2 0 01523	4930-212-5852	VALVE ASSEMBLY, CONTROL 202-911 (25980)		EA		1								4	42	
X2 0 01524		BODY AND GUIDE: valve 205-347 (25980)		EA		1									42	37
X2 0 01525		BODY, VALVE 158-658 (25980)		EA		1									42	28
P 0 01526	4930-212-5808	BUSHING, VLAVE GUIDE 158-668 (25980)		EA		1	*	*	2	*	*	2	6	6	42	21
X2 0 01527	4930-212-5814	HANDLE, VALVE 159-118 (25980)		EA		1									42	16
X2 0 01528	4930-212-5815	LATCH, TRIGGER, VALVE 159-168 (25980)		EA		1									42	25
X2 0 01529	4930-623-3421	NUT, LOCK: handle 158-213 (25980)		EA		1									42	18
P 0 01530	5330-265-1100	PACKING, PREFORMED: piston 158-674 (25980)		EA		1	2	4	8	2	4	8	100	200	42	35
P 0 01531	4930-338-8796	PACKING, PRFORMED: piston 158-673 (25980)		EA		1	2	4	8	2	4	8	100	200	42	23
P 0 01532	4930-691-8143	PACKING, PREFORMED: plug end		EA		2	4	8	17	4	8	17	200	400	42	36



(1) SMR CODE INDEX NO.	(2) FEDERAL STOCK NUMBER	(3) DESCRIPTION REFERENCE NO. & MFR CODE      USABLE ON CODE		(4) UNIT OF ISSUE	(5) QTY INC IN UNIT	(6) QTY INC IN UNIT	(7) 30-DAY DS MAINT ALLOWANCE			(8) 30-DAY GS MAINT ALLOWANCE			(9) 1-YR ALW PER 100 EQUIP CNTGNCY	(10) DEPOT MAINT ALW- PER 100 EQUIP	(11) ILLUS- TRATION	
							(a)	(b)	(c)	(a)	(b)	(c)			(a)	(b)
							1-20	21-50	51-100	1-20	21-50	51-100			FIG NO.	ITEM NO
0 01549 X2 0 01550	5310-378-3882	WASHER, FLAT: outlet adapter		EA		1	*	*	*	*	*	*	*	34	7	
		WASHER, LOCK: bracket and U bolt mtg int, ext tooth, ¼ in. screw size 101-437 (25980)		EA		13								13	13	
X2 0 01551		WASHER, LOCK: roller plate mtg, ¼ in. screw size 100-016 (25980)		EA		20								33	17	
01552 01553		GROUP 76-FIRE FIGHTING EQUIPMENT COMPONENTS 7603 - FIRE EXTINGUISHERS														
X2 0 01554	4210-881-0531	BRACKET, FIRE EXTINGUISHER 206-551 (25980)		EA		1								20	13	
X2 0 01555		EXTINGUISHER, FIRE, DRY CHEMICAL: 2-1/2 lb 874195 (33525)		EA		1								20	12	
0 01556 X2 0 01557		5310-194-8191	NUT, PLAIN, HEXAGON: fire extinguisher bracket mtg		EA		3	*	*	*	*	*	*	*	20	14
	5305-044-6609	SCREW, ASSEMBLED WASHER: fire extinguisher bracket mtg, ¼-20 thd size, 5/8 in. lg 446609 (00000)		EA		5								20	43	
0 01558	5310-017-8523	WASHER, LOCK: bracket mtg, internal, external tooth, ¼ in. screw size		EA		3	*	*	*	*	*	*	*	20	15	
01559 01560		GROUP 95-GENERAL USE STANDARDIZED PARTS 9501 - BULK MATERIAL														
P 0 01561	5330-551-5200	CORK, SHEET		SH			*	*	*	*	*	10	10			
P 0 01562	4710-277-5529	TUBE, COPPER		FT			*	*	*	*	*	40	40			
P 0 01563 01564	6145-772-0853	WIRE, ELECTRICAL  GROUP 99 - PARTS PECUIAR		FT			*	*	*	*	*	30	30			
01565		9901 - MULTI-LISTED PARTS														
X2 F 01566	4930-765-2001	ARM, TOGGLE 160-623 (25980)		EA		6										



(1) SMR CODE INDEX NO.	(2) FEDERAL STOCK NUMBER	(3) DESCRIPTION REFERENCE NO. & MFR CODE      USABLE ON CODE		(4) UNIT OF ISSUE	(5) QTY INC IN UNIT	(6) QTY INC IN UNIT	(7) 30-DAY DS MAINT ALLOWANCE			(8) 30-DAY GS MAINT ALLOWANCE			(9) 1-YR ALW PER 100 EQUIP CNTGNCY	(10) DEPOT MAINT ALW- PER 100 EQUIP	(11) ILLUS- TRATION		
							(a)	(b)	(c)	(a)	(b)	(c)			(a)	(b)	
							1-20	21-50	51-100	1-20	21-50	51-100			FIG NO.	ITEM NO	
X2 F 01582	4930-533-3048	NUT, CIRCULATING VALVE GUIDE 162-040 (25980)		EA		3											
X2 F 01583	4730-630-9818	NUT, VALVE 160-261 (25980)		EA		12											
X2 F 01584	3655-796-0968	OILER, AIR MOTOR 101-710 (25980)		EA		3											
P F 01585	4930-551-9116	PACKING, PREFORMED 155-685 (25980)		EA		3	6	13	25	6	13	25	300	300			
P F 01586	5330-359-4252	PACKING, PREFORMED 158-379 (25980)		EA		3	6	13	25	6	13	25	300	300			
P F 01587	5330-054-6894	PACKING, PREFORMED 158-377 (25980)		EA		3	6	13	25	6	13	25	300	300			
P F 01588	4310-515-4123	PACKING, PREFORMED 158-378 (11568)		EA		3	6	13	25	6	13	25	300	300			
P 0 01589	4310-065-0338	PACKING, PREFORMED 0R111 (11568)		EA		2	4	8	17	4	8	17	200	200			
P 0 01590	4930-691-8144	PACKING, PREFORMED: bleeder packing unit 156-698 (25980)		EA		3	6	13	25	6	13	25	300	300			
X2 F 01591		PACKING, PREFORMED: cylinder cap nut 165-364 (25980)		EA		3											
P F 01592	4930-297-4956	PACKING, PREFORMED: trip rod 154-741 (25980)		EA		3	6	13	25	6	13	25	300	300			
P F 01593	5315-653-2469	PIN, LOCK 160-618 (25980)		EA		6	6	13	25	6	13	25	300	600			
X2 F 01594	4930-653-1723	PIN, SHOULDER, HEADLESS: toggle 158-362 (25980)		EA		6											
P F 01595	4930-765-2002	PISTON, AIR CYLINDER 160-894 (25980)		EA		3	*	2	2	*	2	2	15	30			
X2 F 01596	4930-765-1999	ROCKER, TOGGLE 158-364 (25980)		EA		6											



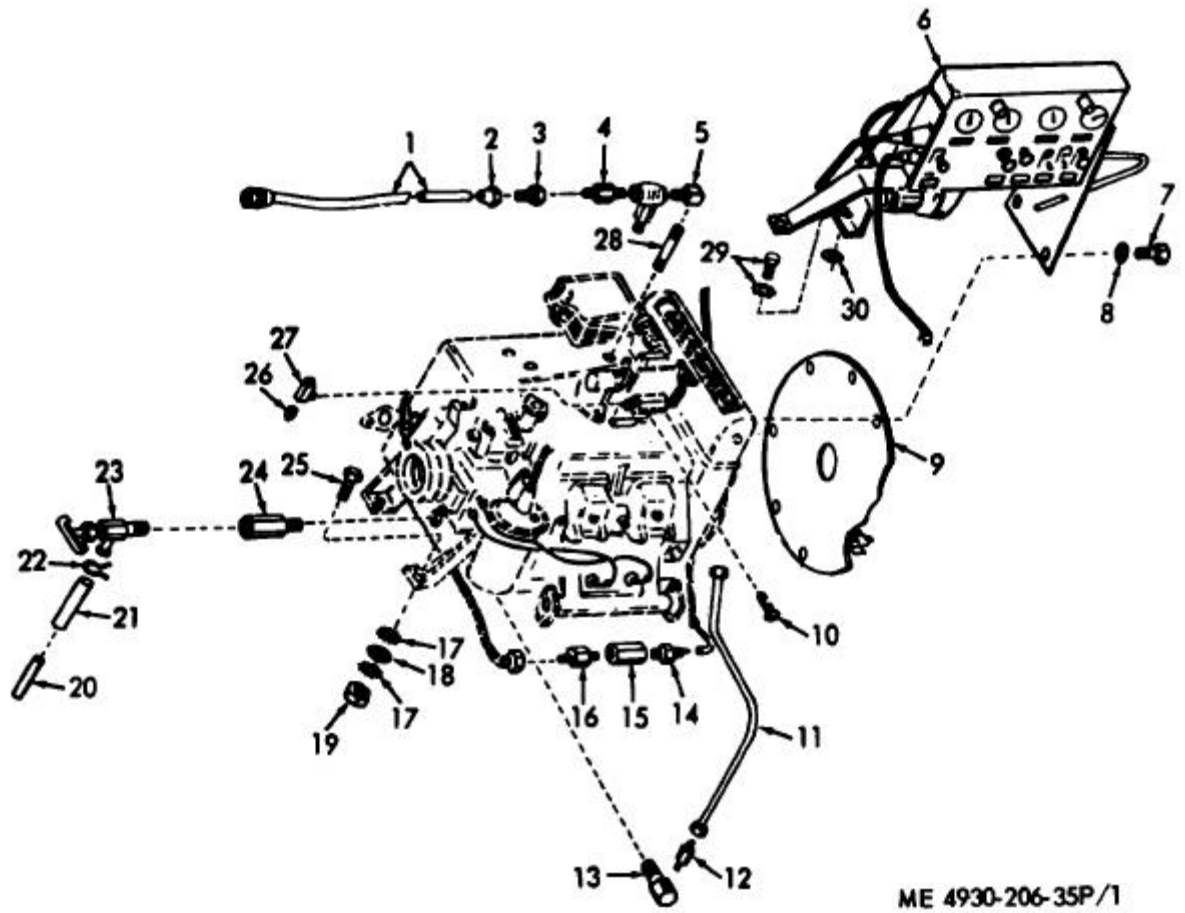
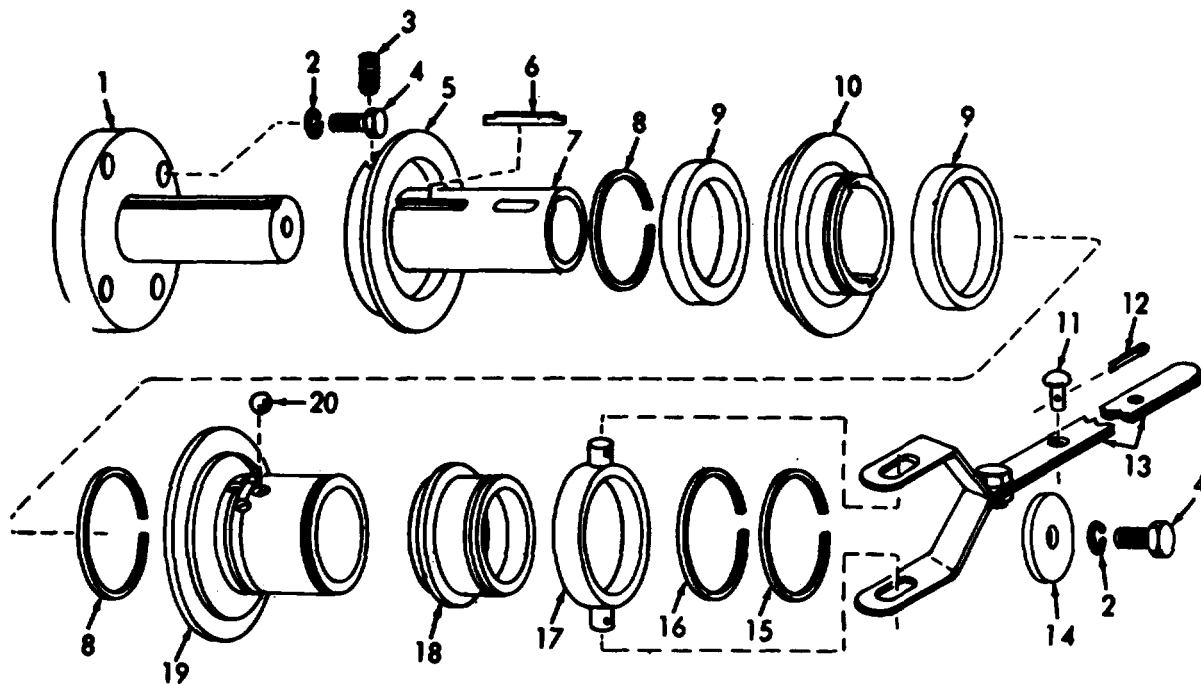


Figure 1. Engine and Components.

INDEX TO PARTS, FIGURE 1

Reference Number	Functional Group	Item Name	Reference Number	Functional Group	Item Name
1	0306	HOSE	16	0610	ADAPTER
2	0306	ADAPTER	17	0100	WASHER
3	0306	ADAPTER	18	0100	WASHER
4	0306	ADAPTER	19	0100	NUT
5	0306	ELBOW	20	0106	PIPE
6	0607	PANEL AY	21	0106	HOSE
7	0103	SCREW	22	0106	CLAMP
8	0103	WASHER	23	0106	VALVE
9	0103	COVER	24	0106	ADAPTER
10	5012	SCREW	25	0100	SCREW
11	4702	TUBE	26	5012	SETSCREW
12	4702	ADAPTER	27	5012	ARM
13	4702	ELBOW	28	0306	NIPPLE
14	0610	TRANSMITTER	29	0607	SCREW
15	0610	TEE AY	30	0607	WASHER





ME 4930-206-35P/2

Figure 2. Clutch.

INDEX TO PARTS. FIGURE 2

Reference Number	Functional Group	Item Name
1	0200	SHAFT
2	0200	WASHER
3	0200	SETSCREW
4	0200	SCREW
5	0200	DISC
6	0200	KEY
7	0200	HUB AY
8	0200	RING
9	0200	BEARING
10	0200	DISC
11	0202	RIVET
12	0202	PIN
13	0202	HANDLE
14	0200	RETAINER
15	0200	RING
16	0200	RING
17	0202	COLLAR
18	0200	SLEEVE
19	0200	DISC
20	0200	BALL

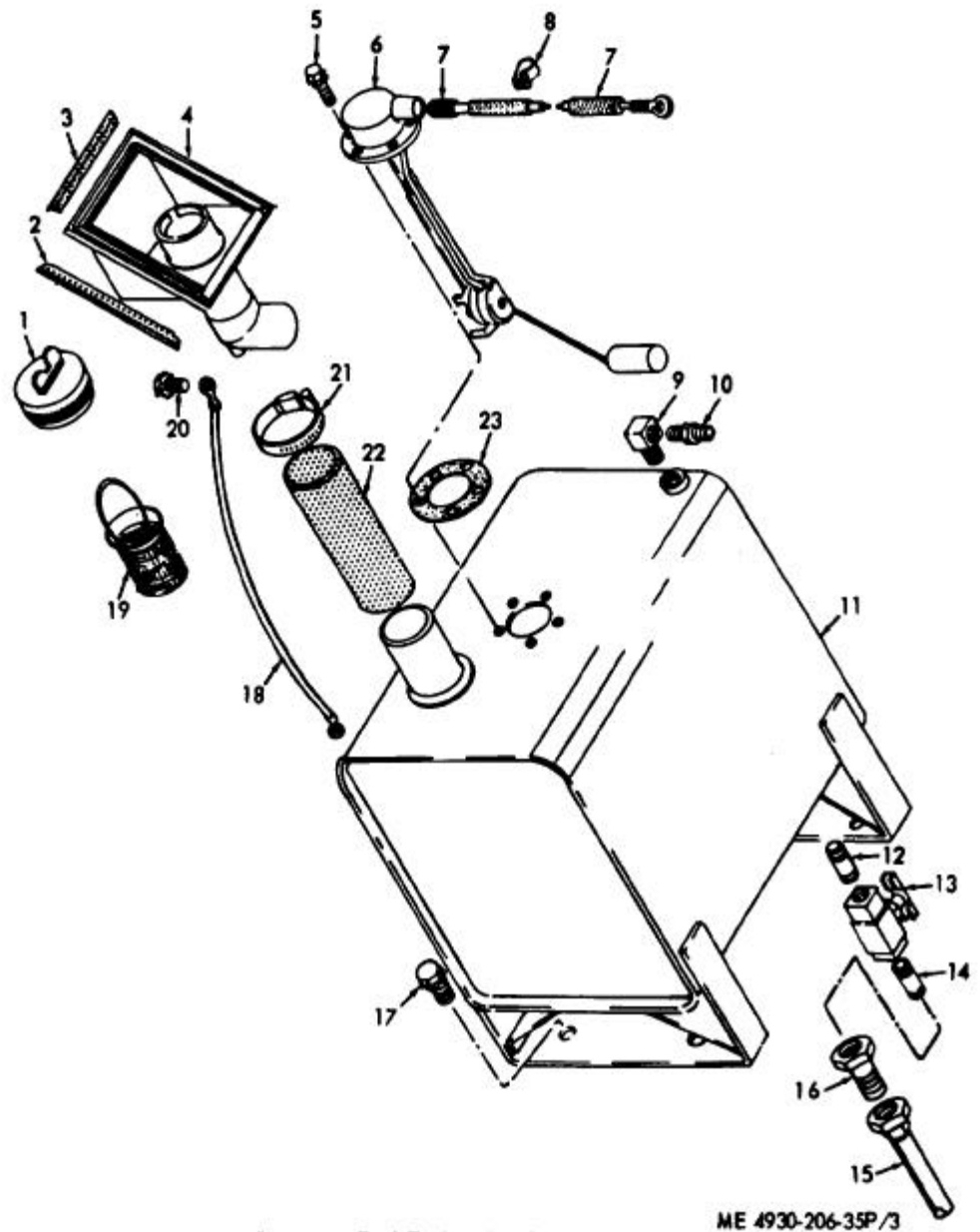
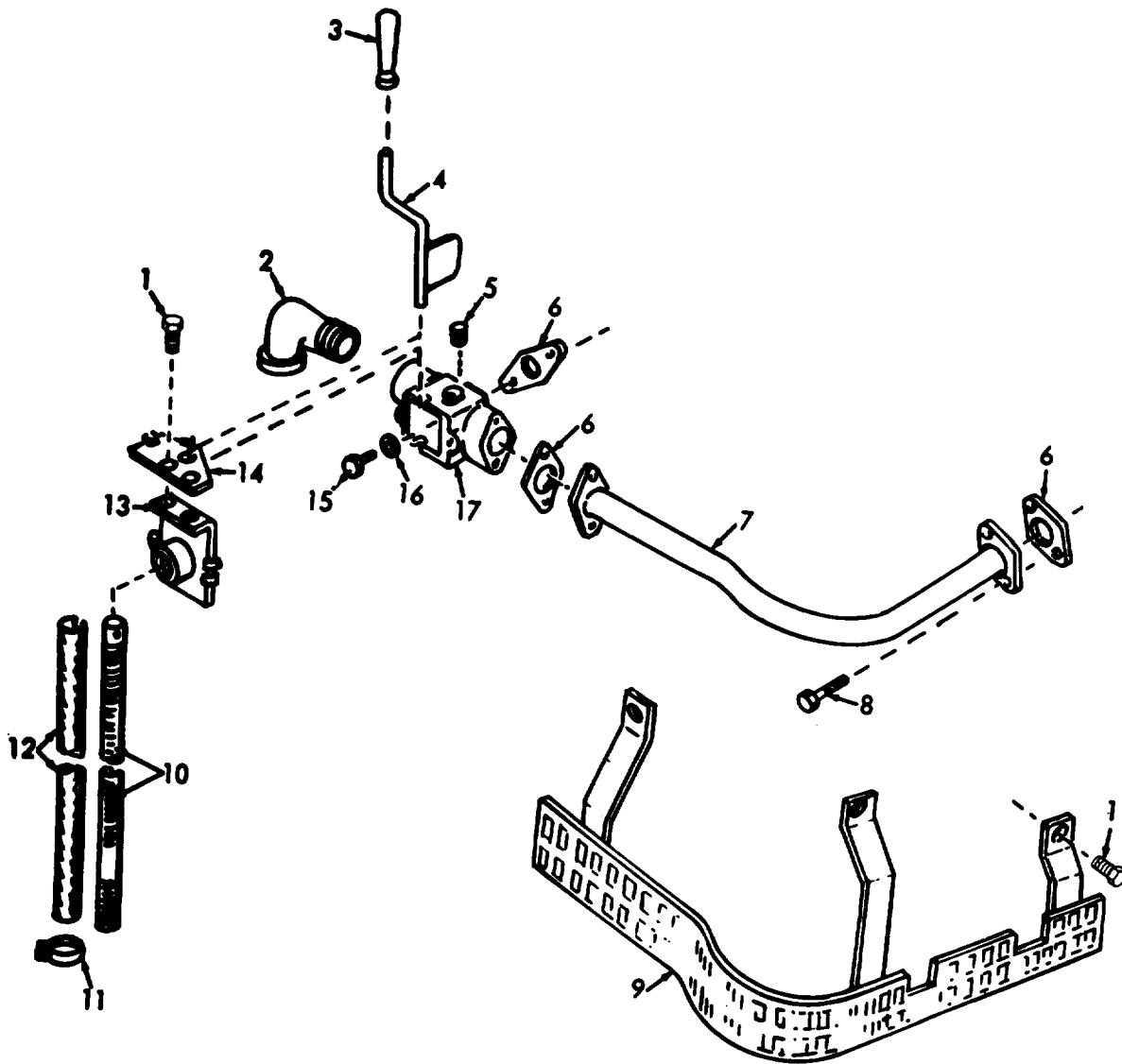


Figure 3. Fuel Tank and Filler.

Reference Number	Functional Group	Item Name	Reference Number	Functional Group	Item Name
1	0306	CAP	13	0306	COCK
2	0306	SEAL	14	0306	NIPPLE
3	0306	SEAL	15	0306	HOSE
4	0306	FILLER AY	16	0306	ADAPTER
5	0610	SCREW	17	0306	SCREW
6	0610	TRANSMITTER	18	0306	CABLE
7	0610	WIRE AY	19	0306	STRAINER
8	0610	CLAMP	20	0306	BOLT
9	0306	ELBOW	21	0306	CLAMP
10	0306	NIPPLE	22	0306	HOSE
11	0306	TANK	23	0610	GASKET
12	0306	NIPPLE			

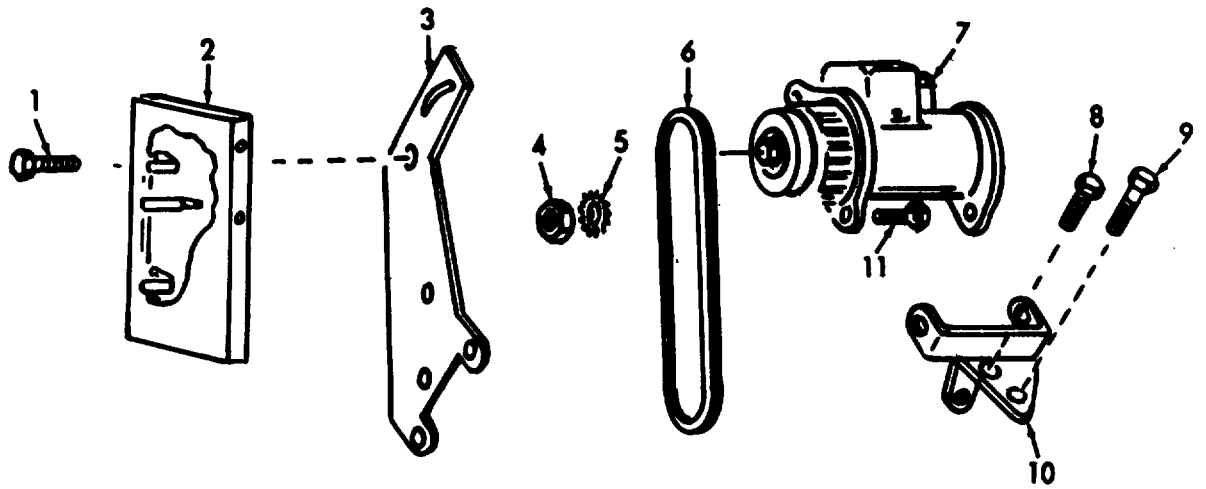


ME 4930-206-35P/4

Figure 4. Exhaust System.

INDEX TO PARTS, FIGURE 4

Reference Number	Functional Group	Item Name	Reference Number	Functional Group	Item Name
1	0401	BOLT	10	2207	TUBE
2	0401	ELBOW	11	0401	CLAMP
3	0401	HANDLE	11	2207	CLAMP
4	0401	DEFLECTOR	12	0401	TUBE AY
5	0401	PLUG	12	2207	TUBE AY
6	0401	GASKET	13	0401	CAP
7	0401	TUBE	14	0401	LATCH
8	0401	SCREW	15	0401	SCREW
9	0401	GUARD	16	0401	WASHER
10	0401	TUBE	17	0401	HOUSING

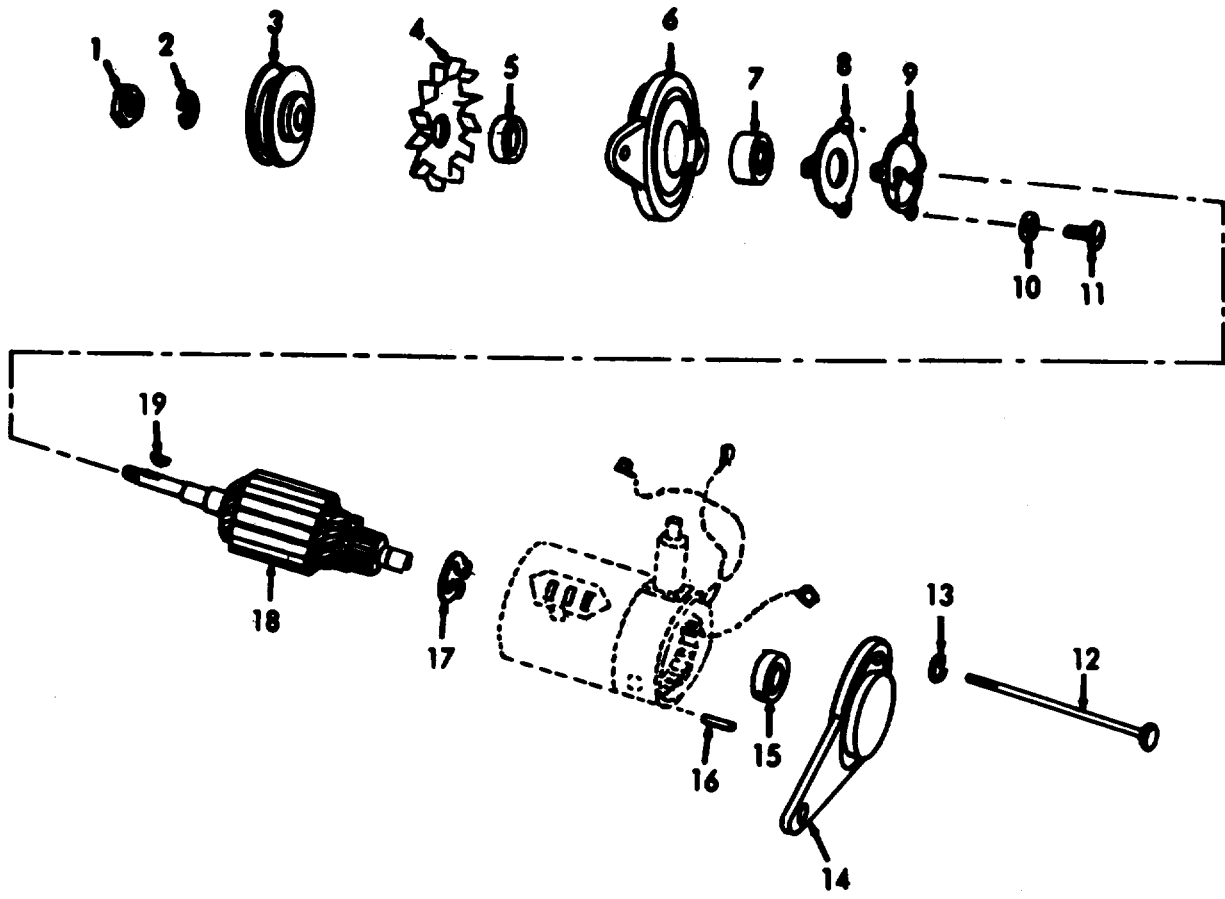


ME 4930-206-35P/5

Figure 5. Generator and Drive.

INDEX TO PARTS, FIGURE 5

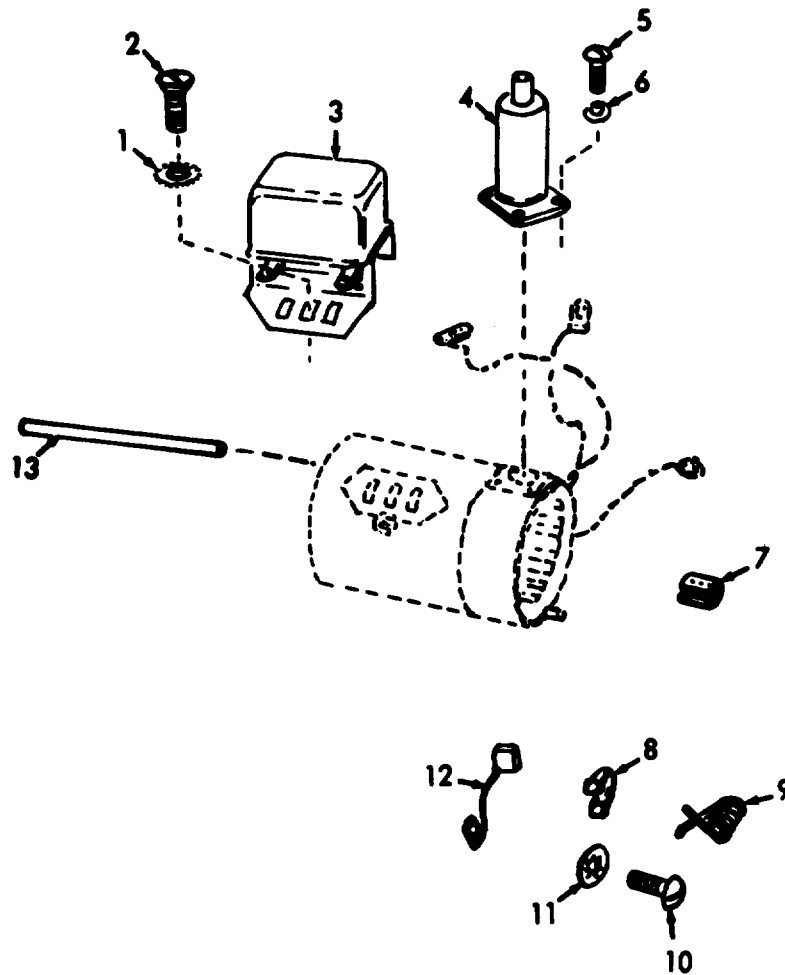
Reference Number	Functional Group	Item Name	Reference Number	Functional Group	Item Name
1	0601	BOLT	7	0601	GENERATOR
2	0601	GUARD	8	0601	SCREW
3	0601	BRACKET	9	0601	SCREW
4	0601	NUT	10	0601	BRACKET
5	0601	WASHER	11	0601	SCREW
6	0601	BELT			



ME 4930-206-35P/6

Figure 6. Generator (1).  
INDEX TO PARTS, FIGURE 6

Reference Number	Functional Group	Item Name	Reference Number	Functional Group	Item Name
1	0601	NUT	11	0601	SCREW
2	0601	WASHER	12	0601	BOLT
3	0601	PULLEY	13	0601	WASHER
4	0601	FAN	14	0601	FRAME
5	0601	COLLAR	15	0601	BEARING
6	0601	FRAME	16	0601	PIN
7	0601	BEARING	17	0601	RING
8	0601	PLATE	18	0601	ARMATURE
9	0601	SPRING	19	0601	KEY
10	0601	WASHER			



ME 4930-206-35P/7

Figure 7. Generator (2).

INDEX TO PARTS, FIGURE 7

Reference Number	Functional Group	Item Name	Reference Number	Functional Group	Item Name
1	0602	WASHER	8	0601	HOLDER
2	0602	SCREW	9	0601	SPRING
3	0602	CUTOUT RELAY	10	0601	SCREW
4	0601	CONDENSER	11	0601	WASHER
5	0601	SCREW	12	0601	BRUSH
6	0601	WASHER	13	0601	SCREW
7	0601	GROMMET			

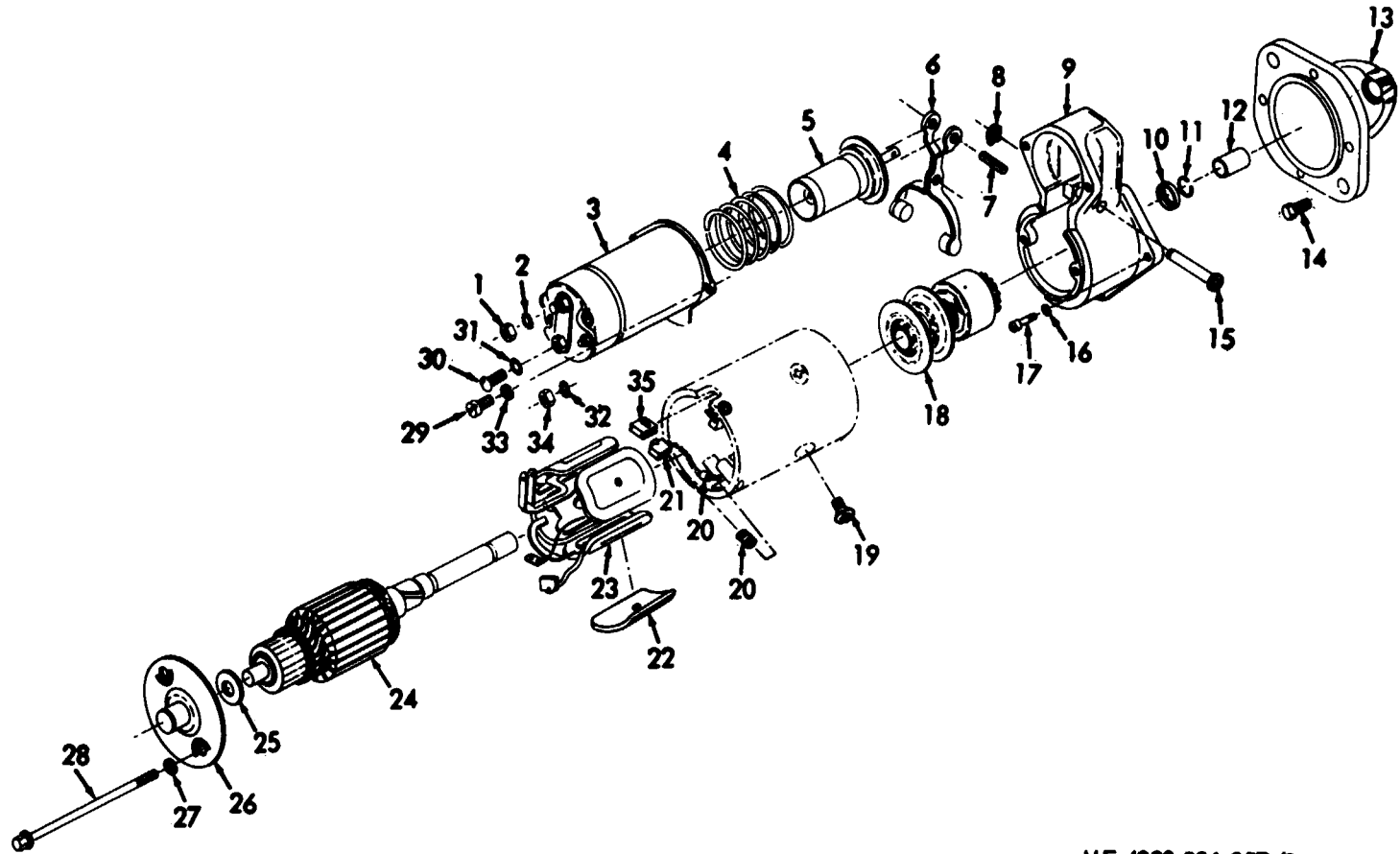


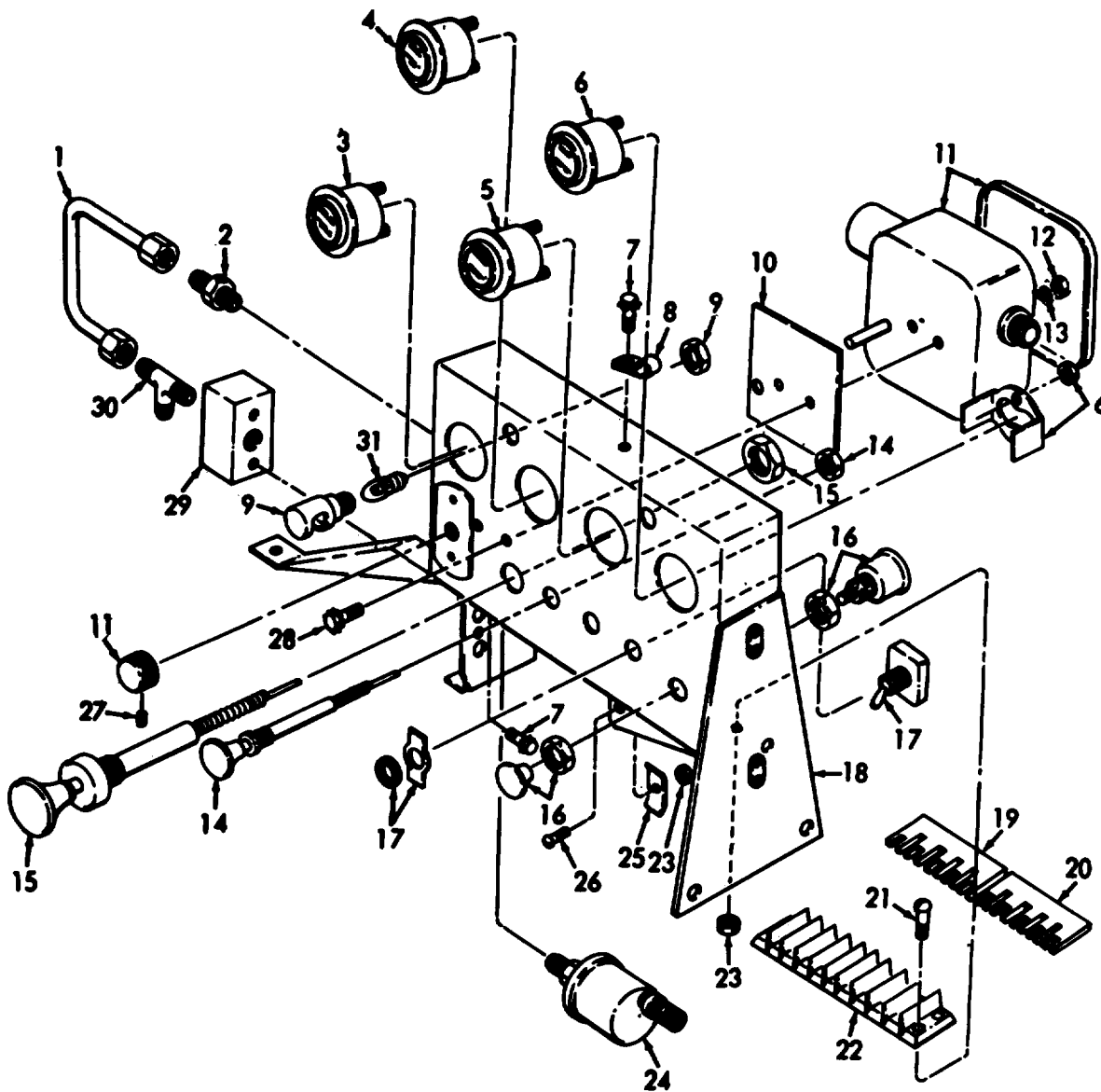
Figure 8. Starter.

ME 4930-206-35P/8

INDEX TO PARTS, FIGURE 8

Reference Number	Functional Group	Item Name	Reference Number	Functional Group	Item Name
1	0603	NUT	19	0603	SCREW
2	0603	WASHER	20	0603	SPRING
3	0603	SWITCH	21	0603	BRUSH
4	0603	SPRING	22	0603	SHOE
5	0603	PLUNGER AY	23	0603	COIL AY
6	0603	LEVER AY	24	0603	ARMATURE
7	0603	PIN	25	0603	WASHER
8	0603	RING	26	0603	COLLAR
9	0603	HOUSING	27	0603	WASHER
10	0603	STOP	28	0603	BOLT
11	0603	CLIP	29	0603	SCREW
12	0603	BUSHING	30	0603	SCREW
13	0603	HOUSING	31	0603	WASHER
14	0603	SCREW	32	0603	WASHER
15	0603	STUD	33	0603	WASHER
16	0603	WASHER	34	0603	NUT
17	0603	SCREW	35	0603	GROMMET
18	0603	DRIVE			



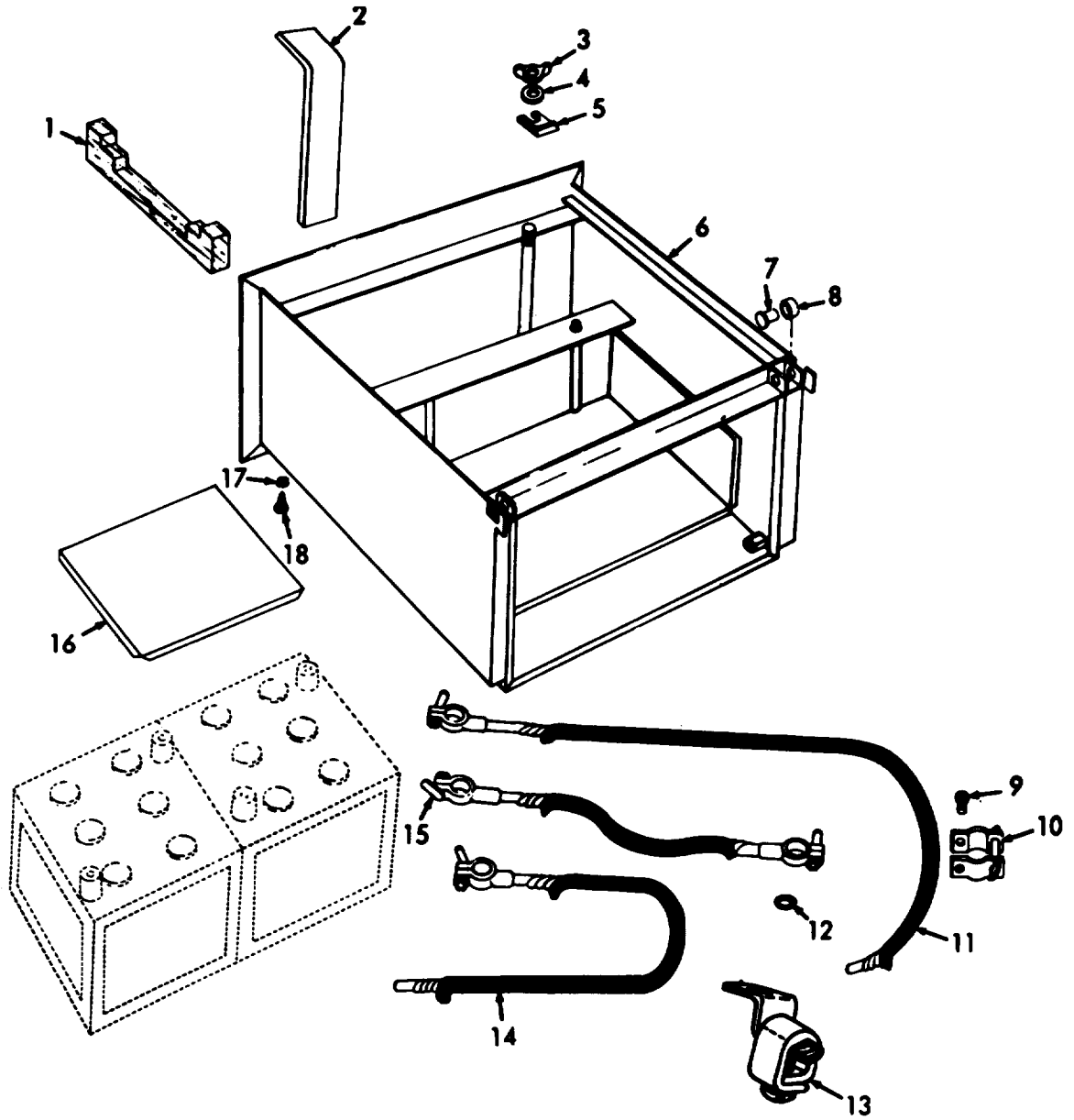


ME 4930-206 35P/9

Figure 9. Control Panel.

INDEX TO PARTS, FIGURE 9

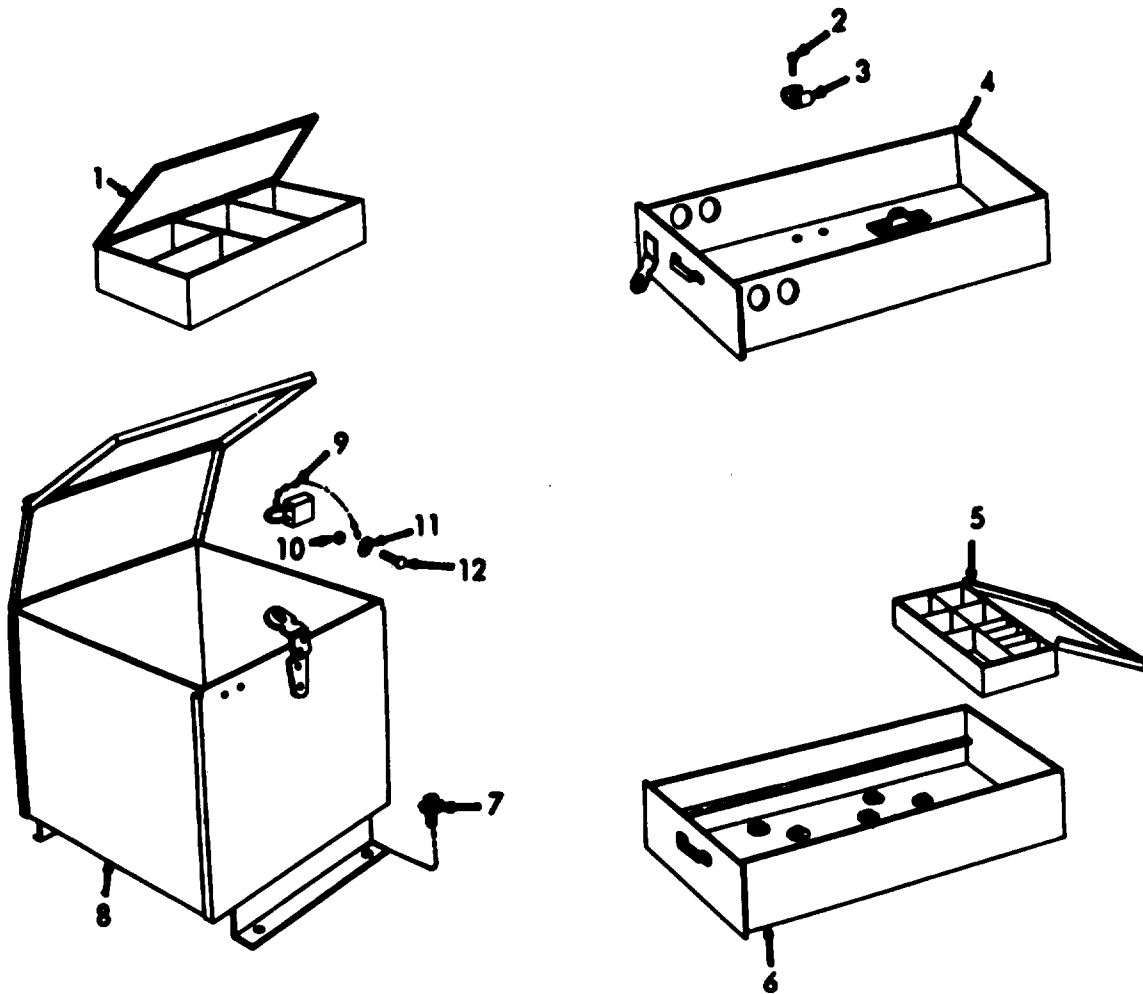
Reference Number	Functional Group	Item Name	Reference Number	Functional Group	Item Name
1	4702	TUBE	17	0607	SWITCH
2	4702	ADAPTER	18	0607	PANEL
3	0607	INDICATOR	19	0607	STRIP
4	0607	INDICATOR	20	0607	STRIP
5	0607	INDICATOR	21	0607	SCREW
6	0607	METER	22	0607	TERMINAL BOARD
7	0607	BOLT	23	0607	NUT
8	0607	CLAMP	24	0610	TRANSMITTER
9	0607	LAMP	25	0607	CLAMP
10	0607	SPACER	26	0607	SCREW
11	0607	CONTROL	27	0606	SETSCREW
12	0607	NUT	28	0607	SCREW
13	0607	WASHER	29	4702	MANIFOLD
14	0312	CONTROL	30	4702	TEE
15	0312	CONTROL	31	0607	LAMP
16	0607	SWITCH			



ME 4930-206-35P/10

Figure 10. Battery Box and Cables.  
INDEX TO PARTS, FIGURE 10

Reference Number	Functional Group	Item Name	Reference Number	Functional Group	Item Name
1	0612	SHIM	10	0612	CLAMP
2	0612	BAR	11	0612	CABLE AY
3	0612	NUT	12	0612	GROMMET
4	0612	WASHER	13	0612	CLAMP
5	0612	CLAMP	14	0612	CABLE AY
6	0612	DRAWER	15	0612	LEAD
7	0612	PIN	16	0612	TRAY
8	0612	ROLLER	17	0612	WASHER
9	0612	SCREW	18	0612	SCREW

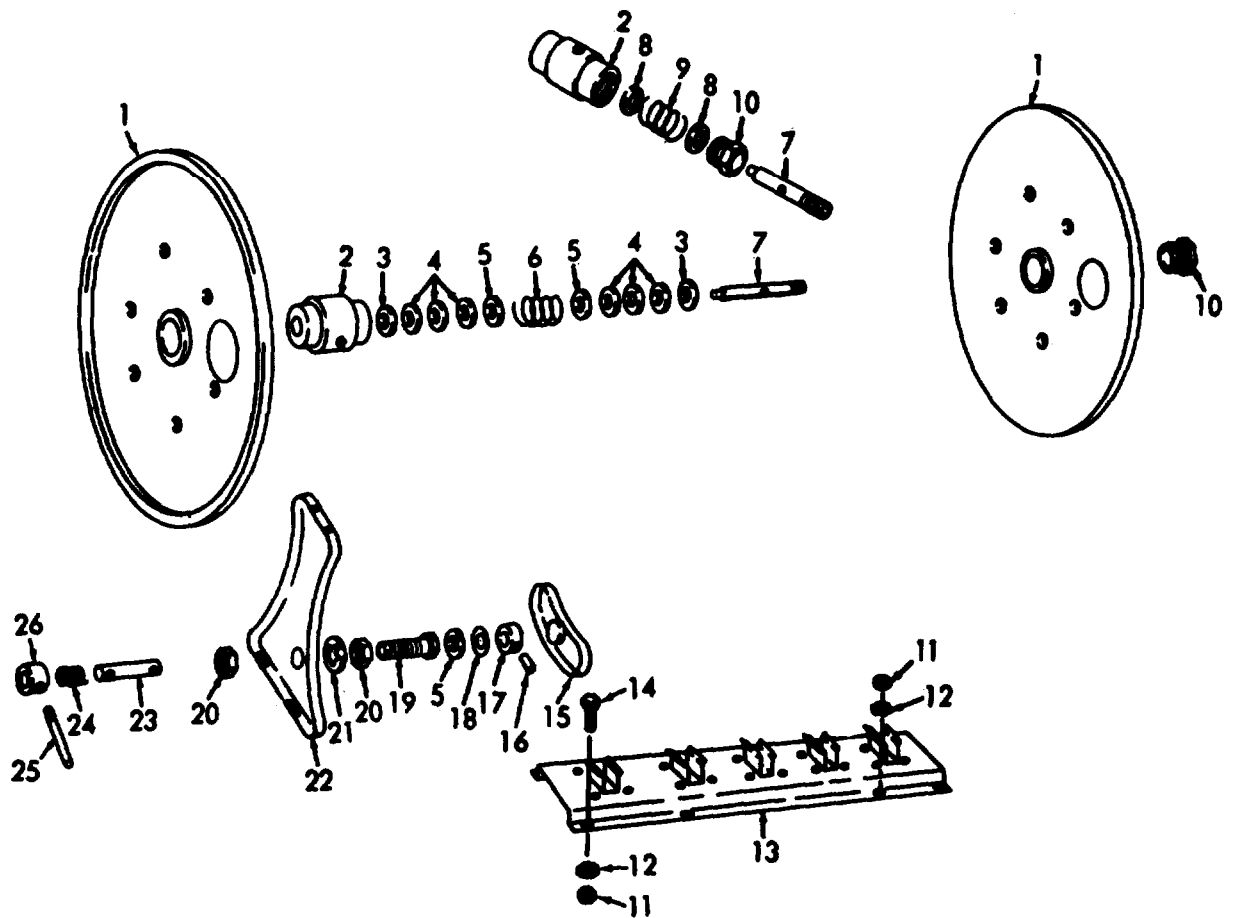


ME 4930-206-35P/11

Figure 11. Tool Box and Drawers.

INDEX TO PARTS, FIGURE 11

Reference Number	Functional Group	Item Name	Reference Number	Functional Group	Item Name
1	1808	BOX AY	7	1808	SCREW
2	1808	SCREW	8	1808	BOX AY
3	1808	DRAWER AY	9	1808	PADLOCK AY
4	1808	CLAMP	10	1808	NUT
5	1808	TRAY AY	11	1808	WASHER
6	1808	DRAWER AY	12	1808	BOLT

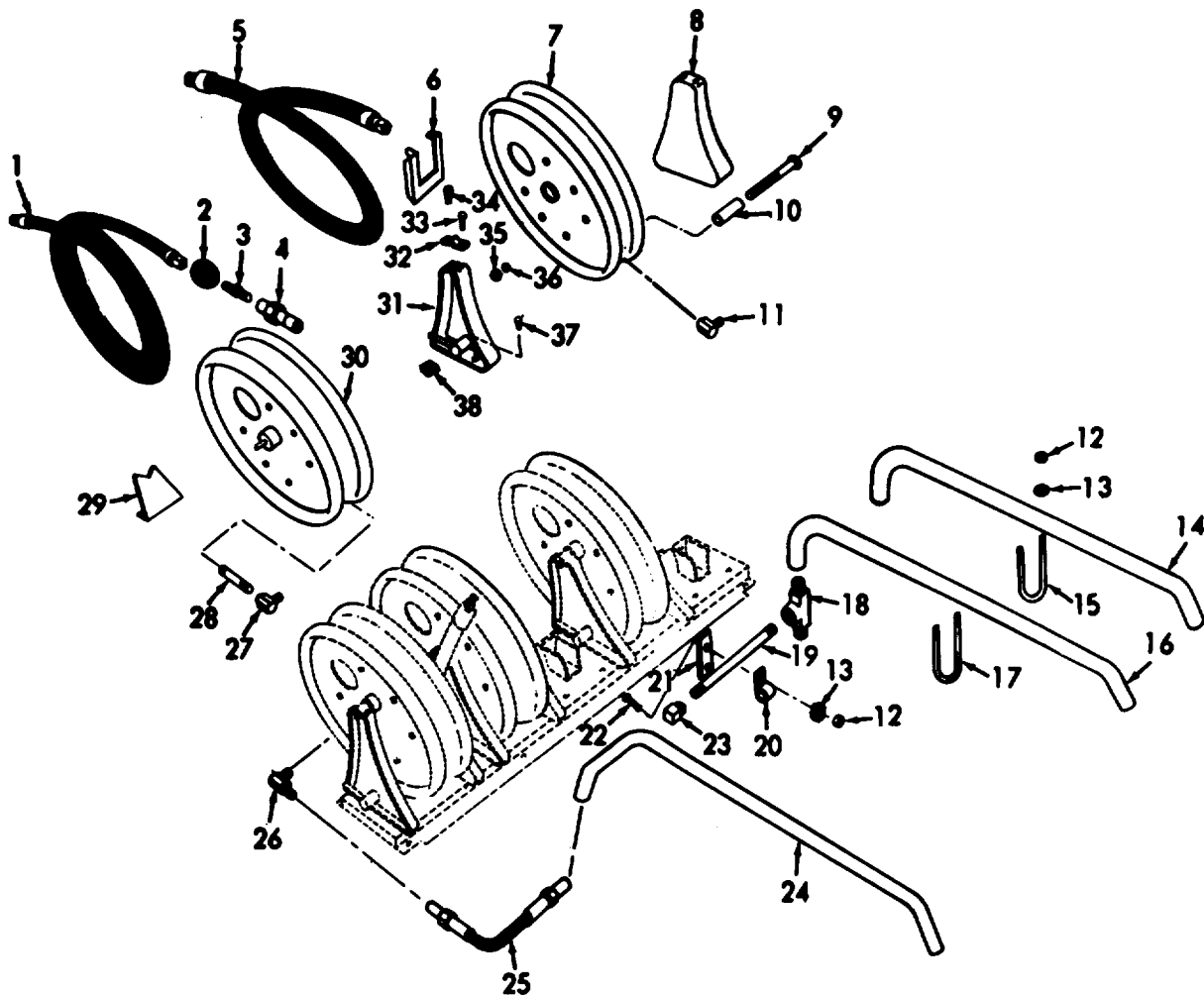


ME 4930-206-35P/12

Figure 12. Hose Reel Parts

INDEX TO PARTS, FIGURE 12

Reference Number	Functional Group	Item Name	Reference Number	Functional Group	Item Name
1	1808	DISK	14	1808	SCREW
2	1808	HUB	15	1808	BRAKE SHOE
3	1808	RETAINER	16	1808	PIN
4	1808	PACKING	17	1808	CAM
5	1808	RETAINER	18	1808	WASHER
6	1808	SPRING	19	1808	BUSHING
7	1808	SHAFT	20	1808	NUT
8	1808	PACKING NUT	21	1808	WASHER
9	1808	SPRING	22	1808	PEDESTAL
10	1808	PACKING NUT	23	1808	PIN
11	1808	NUT	24	1808	SPRING
12	1808	WASHER	25	1808	LEVER
13	1808	CHANNEL AY	26	1808	COLLAR

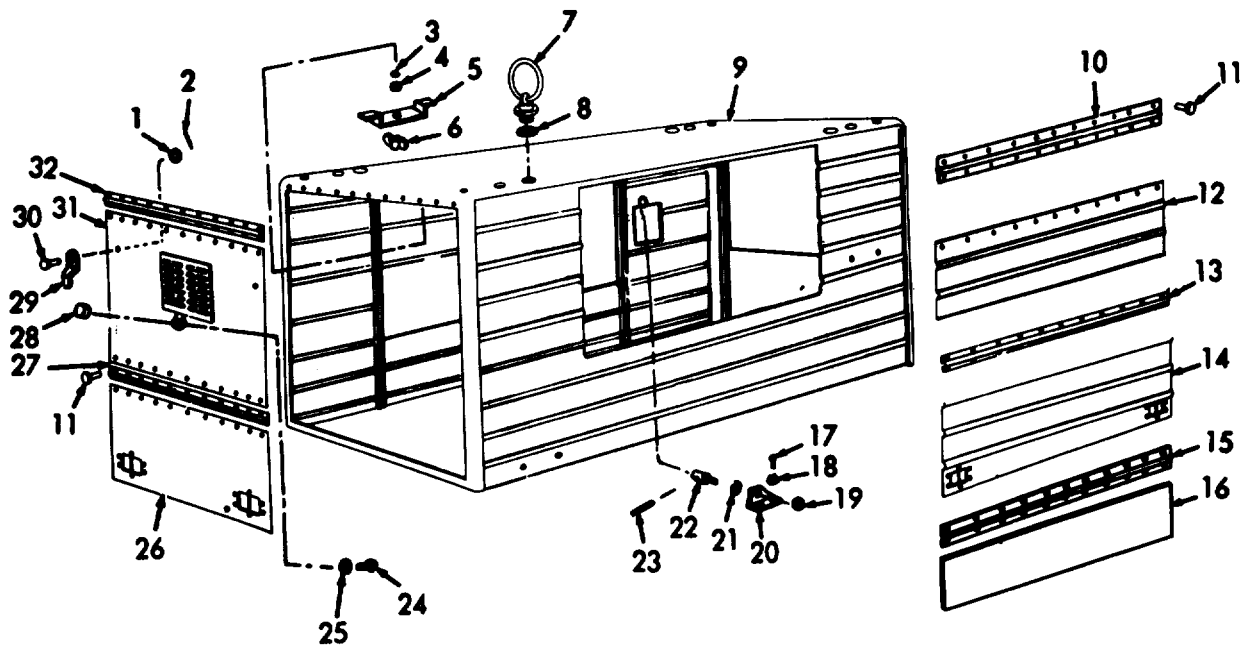


ME 4930-206-35P/13

Figure 13. Hose Reel, Hose and Lube Lines.

INDEX TO PARTS, FIGURE 13

Reference Number	Functional Group	Item Name	Reference Number	Functional Group	Item Name
1	2202	HOSE AY	20	7203	CLAMP
2	2202	BALL	21	7203	BRACKET
3	2202	ADAPTER	22	7203	BOLT
4	2202	COUPLING	23	7203	ELBOW
5	2202	HOSE AY	24	7203	TUBE
6	1808	HANGER	25	7203	HOSE AY
7	1808	REEL AY	26	7203	UNION
8	1808	PEDESTAL	27	1808	UNION
9	1808	SCREW	28	1808	NIPPLE
10	1808	SPACER	29	1808	BRACKET
11	1808	ADAPTER	30	1808	REEL AY
12	7203	NUT	31	1808	REL BRK-PED AY
13	7203	WASHER	32	1808	YOKE
14	7203	TUBE	33	1808	SCREW
15	7203	BOLT	34	1808	SETSCREW
16	7203	TUBE	35	1808	NUT
17	7203	BOLT	36	1808	WASHER
18	7203	TEE	37	1808	SCREW
19	7203	NIPPLE	38	1808	NUT

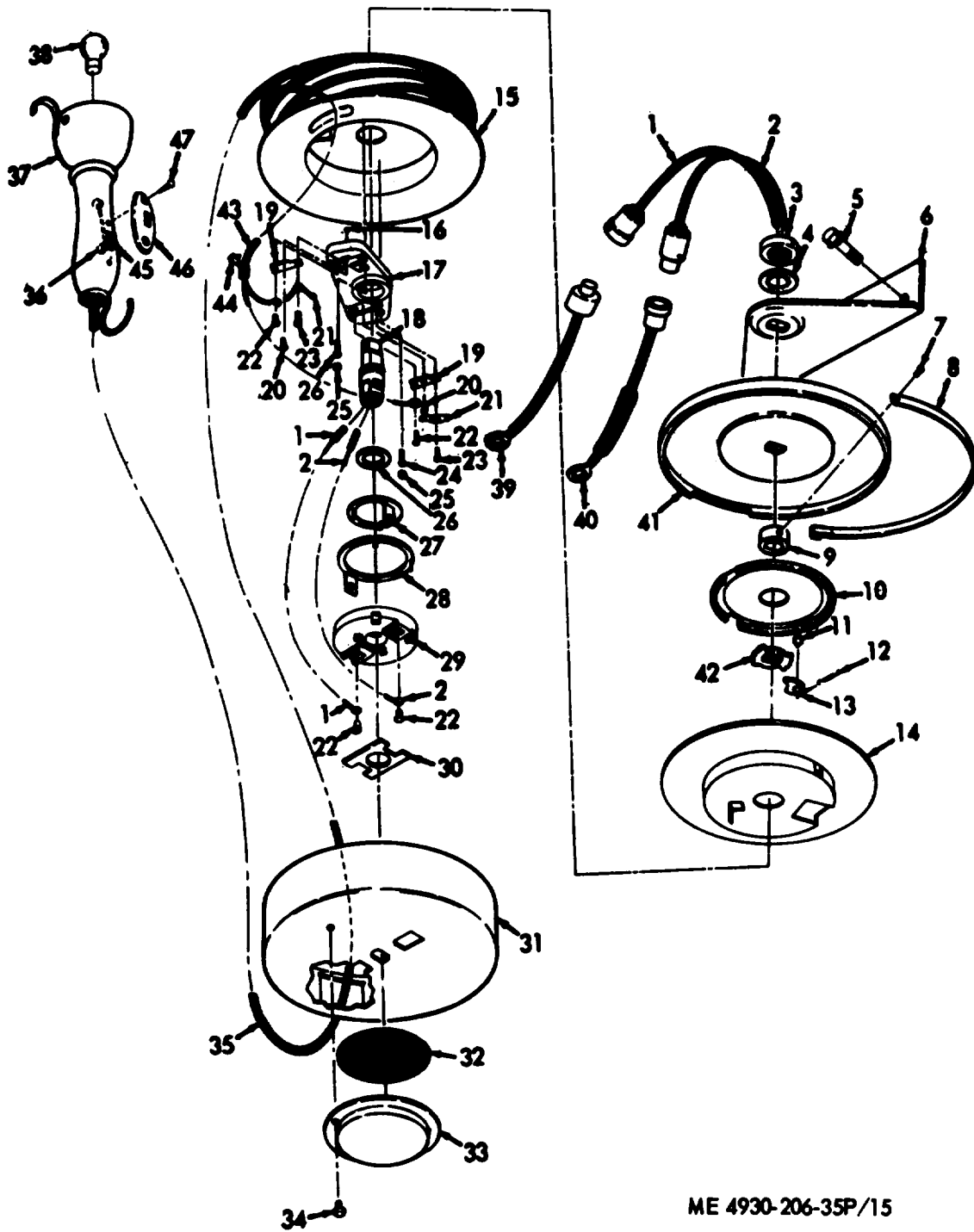


ME 4930-206-35P/14

Figure 14. Enclosure and Doors.

INDEX TO PARTS, FIGURE 14

Reference Number	Functional Group	Item Name	Reference Number	Functional Group	Item Name
1	1812	WASHER	17	1812	SCREW
2	1812	PIN	18	1812	WASHER
3	1812	WASHER	19	1812	NUT
4	1812	NUT	20	1812	BRACKET
5	1812	BRACKET	21	1812	WASHER
6	1812	NUT	22	1812	STUD
7	1812	BOLT	23	1812	PIN
8	1812	GASKET	24	1812	SCREW
9	1812	ENCLOSURE AY	25	1812	WASHER
10	1812	HINGE	26	1812	PANEL
11	1812	RIVET	27	1812	HINGE
12	1812	PANEL	28	1812	KNOB
13	1812	HINGE	29	1812	CATCH
14	1812	PANEL	30	1812	PIN
15	1812	HINGE	31	1812	PANEL
16	1812	PROTECTOR	32	1812	HINGE



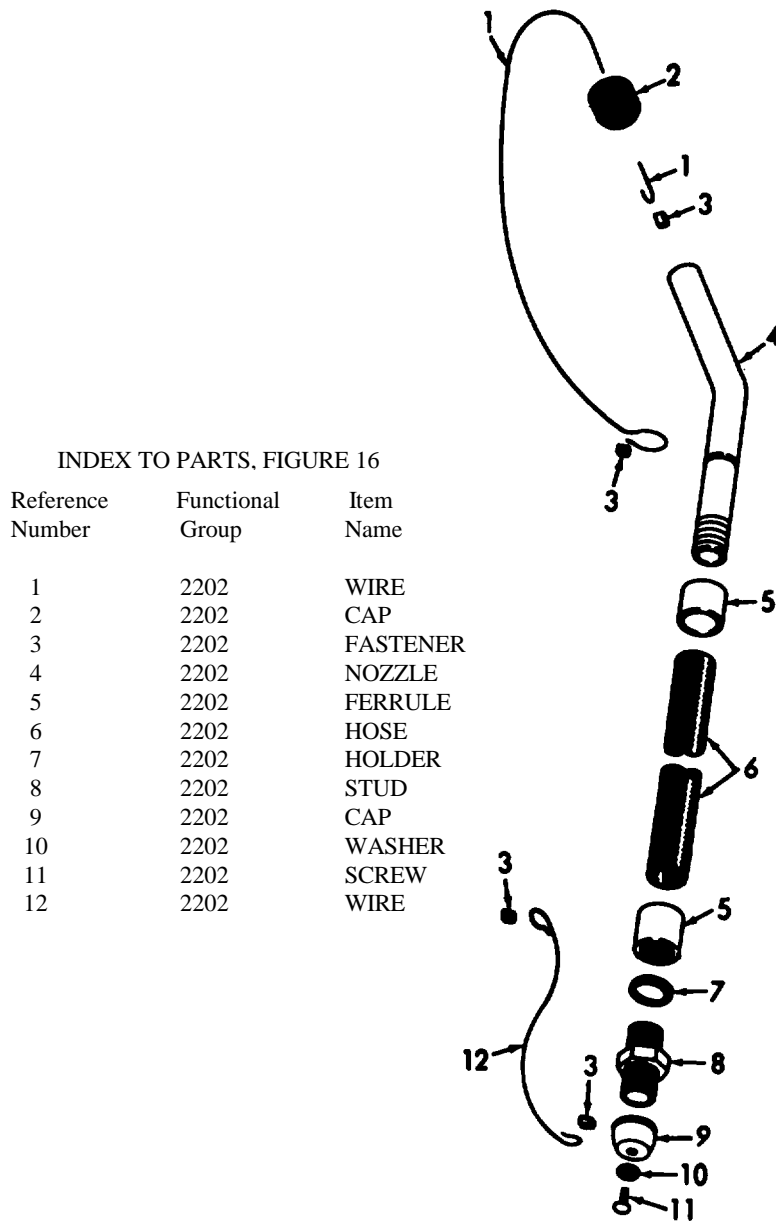
ME 4930-206-35P/15

Figure 15. Light Reel.

INDEX TO PARTS, FIGURE 15

Reference Number	Functional Group	Item Name	Reference Number	Functional Group	Item Name
1	2202	LEAD	25	2202	PLUG
2	2202	LEAD	26	2202	WASHER
3	2202	NUT	27	2202	RING
4	2202	WASHER	28	2202	RING
5	2202	BOLT	29	2202	BLOCK
6	2202	BRACKET	30	2202	SHIELD
7	2202	RIVET	31	2202	CASE AY
8	2202	SPRING	32	2202	DISC
9	2202	BUSHING	33	2202	COVER
10	2202	PLATE	34	2202	SCREW
11	2202	STUD	35	2202	WIRING HARNESS
12	2202	SPRING	36	2202	LEAD
13	2202	PAWL	37	2202	BODY
14	2202	PULLEY	38	2202	LAMP
15	2202	PULLEY	39	2202	CABLE AY
16	2202	PLUG	40	2202	WIRE AY
17	2202	BLOCK AY	41	2202	LID
18	2202	SHAFT	42	2202	RATCHET
19	2202	HOLDER	43	2202	TUBE
20	2202	RIVET	44	2202	RING
21	2202	CONTACT AY	45	2202	SWITCH
22	2202	SCREW	46	2202	PLATE
23	2202	RIVET	47	2202	SCREW
24	2202	RIVET			



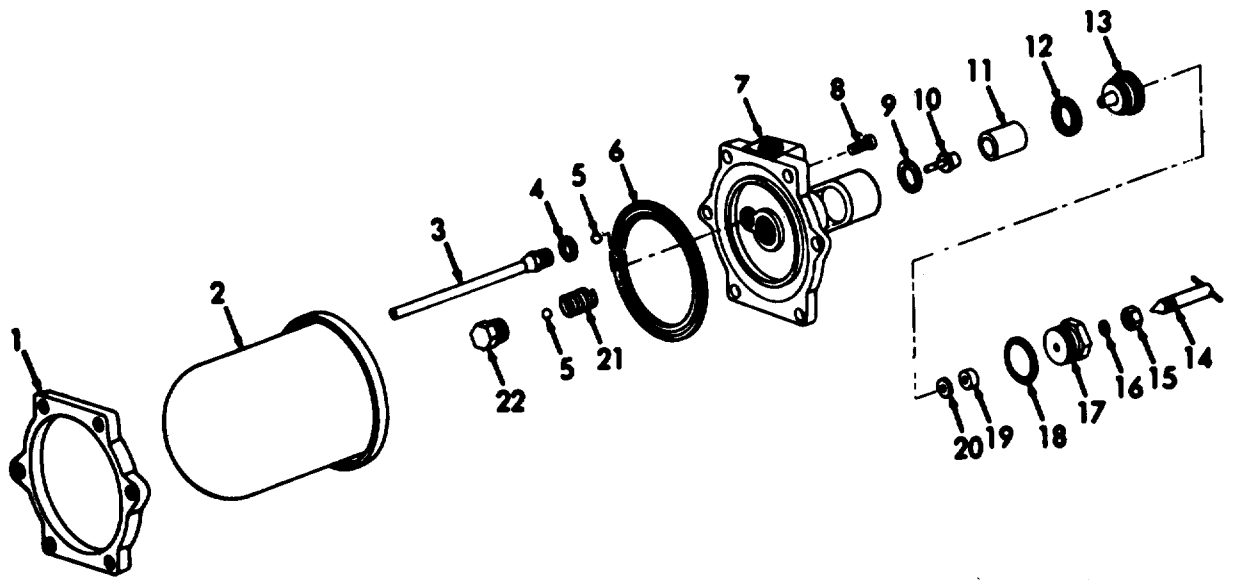


INDEX TO PARTS, FIGURE 16

Reference Number	Functional Group	Item Name
1	2202	WIRE
2	2202	CAP
3	2202	FASTENER
4	2202	NOZZLE
5	2202	FERRULE
6	2202	HOSE
7	2202	HOLDER
8	2202	STUD
9	2202	CAP
10	2202	WASHER
11	2202	SCREW
12	2202	WIRE

ME 4930-206-35P/16

Figure 16. Transfer Pump Hose.



ME 4930-206-35P/17

Figure 27. Alcohol Dispenser Components.

INDEX TO PARTS, FIGURE 17

Reference Number	Functional Group	Item Name	Reference Number	Functional Group	Item Name
1	2207	RING	12	2207	GASKET
2	2207	BOWL	13	2207	GLAND
3	2207	TUBE AY	14	2207	VALVE AY
4	2207	GASKET	15	2207	NUT
5	2207	BALL	16	2207	PACKING
6	2207	GASKET	17	2207	PLUG
7	2207	BODY	18	2207	GASKET
8	2207	SCREW	19	2207	PLATE
9	2207	GASKET	20	2207	DISK
10	2207	TUBE	21	2207	SPRING
11	2207	GLASS	22	2207	VALVE AY

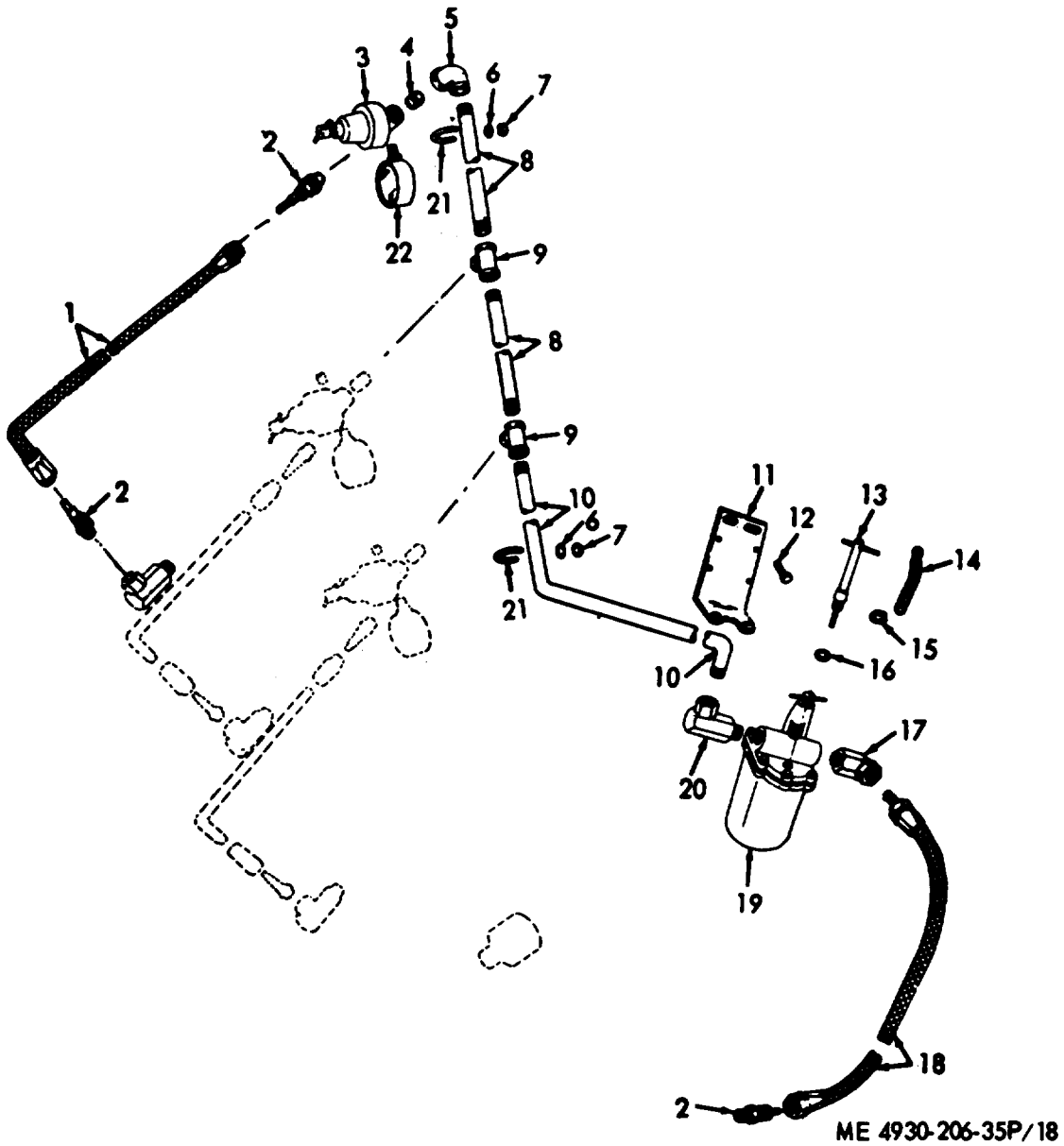


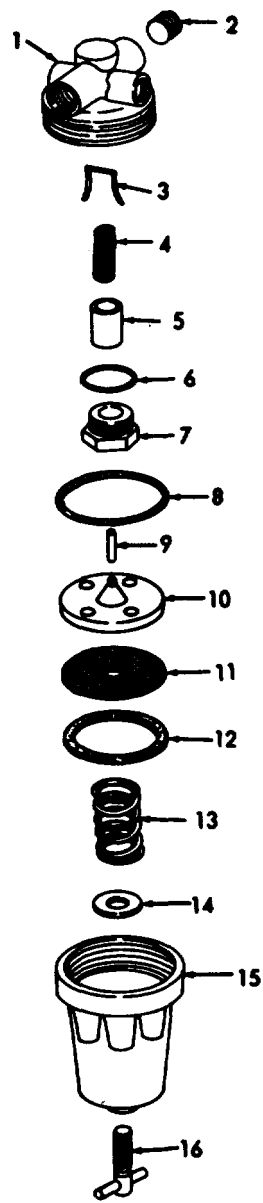
Figure 18. Alcohol Dispenser, Regulator, and Lines.

INDEX TO PARTS, FIGURE 18

Reference Number	Functional Group	Item Name	Reference Number	Functional Group	Item Name
1	4705	HOSE AY	13	2207	PLUG AY
2	4705	NIPPLE	14	2207	CHAIN
2	5015	NIPPLE	15	2207	RING
3	4705	VALVE	16	2207	GASKET
4	5015	NIPPLE	17	5015	SWIVEL
5	5015	ELBOW	18	5015	HOSE AY
6	5015	WASHER	19	2207	DISPENSER AY
7	5015	NUT	20	5015	ELBOW
8	5015	NIPPLE	21	5015	BOLT
9	5015	TEE	22	4702	GAGE
10	5015	TUBE			
11	2207	BRACKET			
12	2207	BOLT			

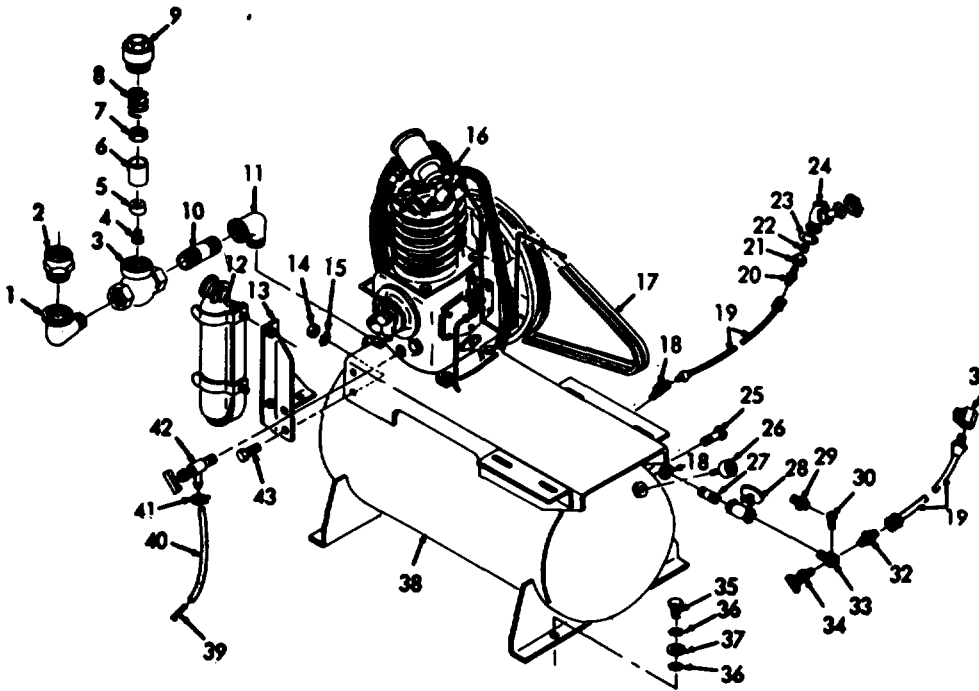
INDEX TO PARTS, FIGURE 19

Reference Number	Functional Group	Item Name
1	4705	BODY
2	4705	PLUG
3	4705	SPRING
4	4705	SPRING
5	4705	VALVE
6	4705	SPACER
7	4705	SEAT
8	4705	GASKET
9	4705	PIN
10	7405	PLATE
11	4705	DIAPHRAGM AY
12	4705	GASKET
13	4705	SPRING
14	4705	PLATE
15	4705	CAP
16	4705	SCREW AY



ME 4930-206-35P/19

Figure 19. Air Regulator Components.

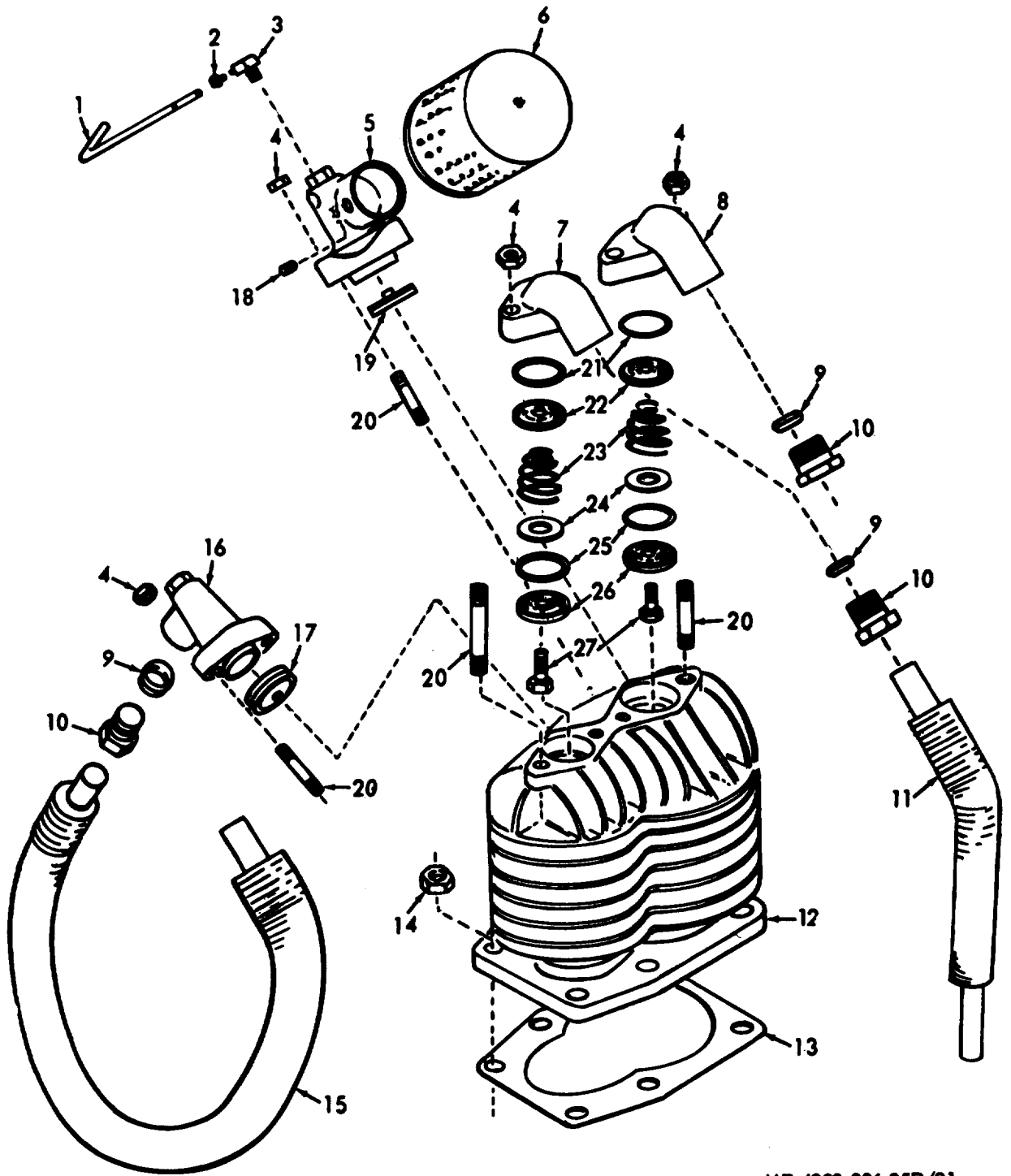


ME 4930-206-35P/20

Figure 20. Air Receiver, Compressor Components.

INDEX TO PARTS, FIGURE 20

Reference Number	Functional Group	Item Name	Reference Number	Functional Group	Item Name
1	5010	ELBOW	23	5015	WASHER
2	5010	ADAPTER	24	5015	VALVE
3	5010	BODY	25	5014	VALVE
4	5010	SCREW	26	4702	GAGE
5	5010	DISK	27	5015	NIPPLE
6	5010	PLUNGER	28	5015	VALVE
7	5010	NUT	29	5015	NIPPLE
8	5010	SPRING	30	5015	ELBOW
9	5010	CAP	31	5015	UNION
10	5010	NIPPLE	32	5015	NIPPLE
11	5010	ELBOW	33	5015	MANIFOLD
11	5015	ELBOW	34	5015	COCK
12	7603	EXTINGUISHER	35	5014	SCREW
13	7603	BRACKET	36	5014	WASHER
14	7603	NUT	37	5014	WASHER
15	7603	WASHER	38	5014	RECEIVER
16	5000	COMPRESSOR	39	5006	PIPE
17	5007	BELT	40	5006	HOSE
18	5015	ELBOW	41	5006	CLAMP
19	5015	HOSE AY	42	5006	VALVE
20	5015	COUPLING	43	7603	SCREW
21	5015	COUPLING			
22	5015	NIPPLE			

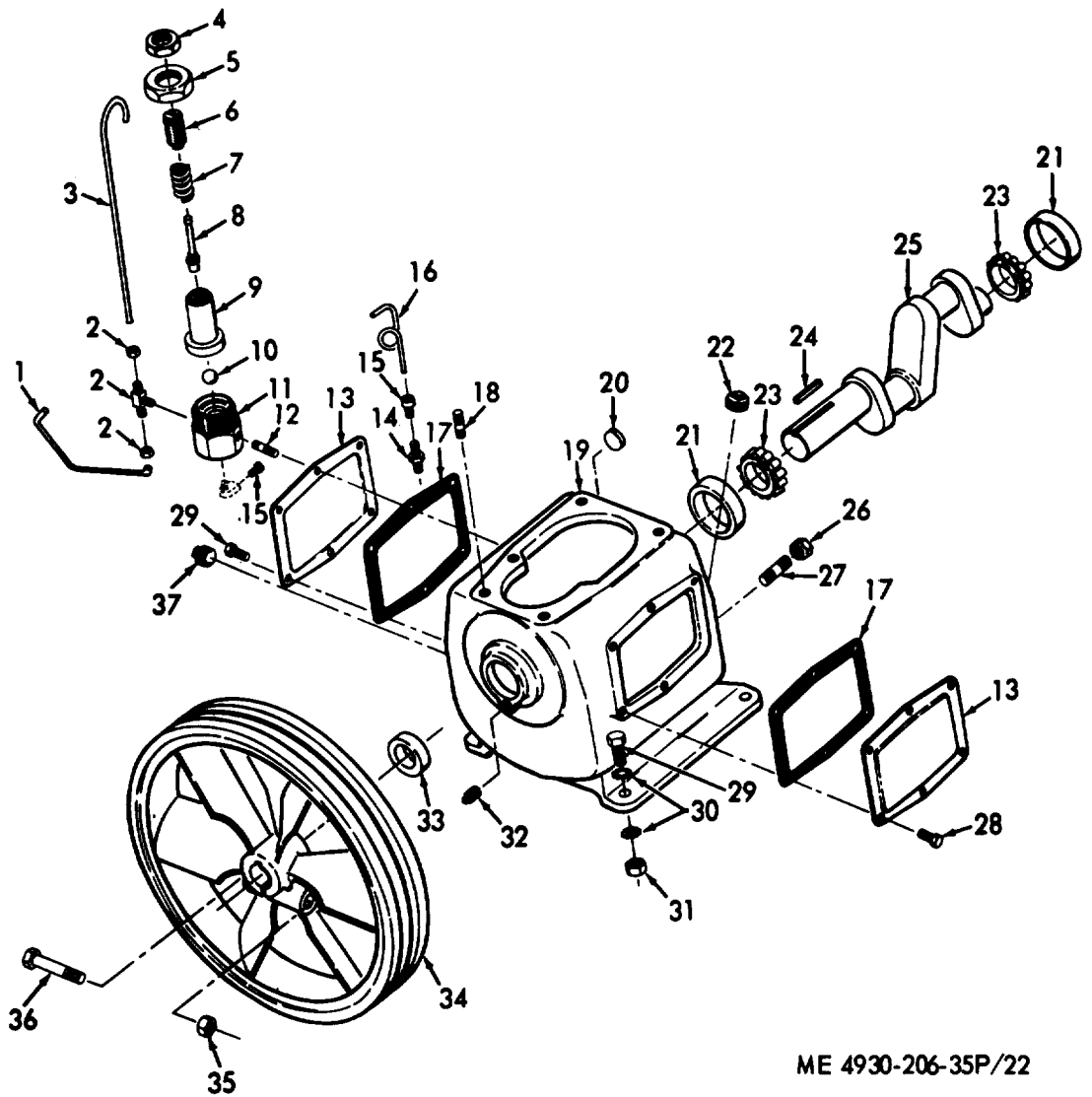


ME 4930-206-35P/21

Figure 21. Compressor Cylinder, Valves and Lines.

INDEX TO PARTS, FIGURE 21

Reference Number	Functional Group	Item Name	Reference Number	Functional Group	Item Name
1	5012	TUBE	15	5010	TUBE
2	5012	INVERTED NUT	16	5008	MANIFOLD
3	5012	ELBOW	17	5005	VALVE AY
4	5008	NUT	18	5008	SETSCREW
5	5008	MANIFOLD AY	19	5005	VALVE AY
6	5008	AIR CLEANER AY	20	5001	STUD
7	5010	MANIFOLD	21	5005	GASKET
8	5010	MANIFOLD	22	5005	SEAT
9	5010	SLEEVE	23	5005	SPRING
10	5010	INVERTED NUT	24	5005	WASHER
11	5010	TUBE	25	5005	GASKET
12	5001	CYLINDER	26	5005	HOUSING
13	5001	GASKET	27	5005	SCREW
14	5001	NUT			



ME 4930-206-35P/22

Figure 22. Crankcase, Crankshaft and Components.

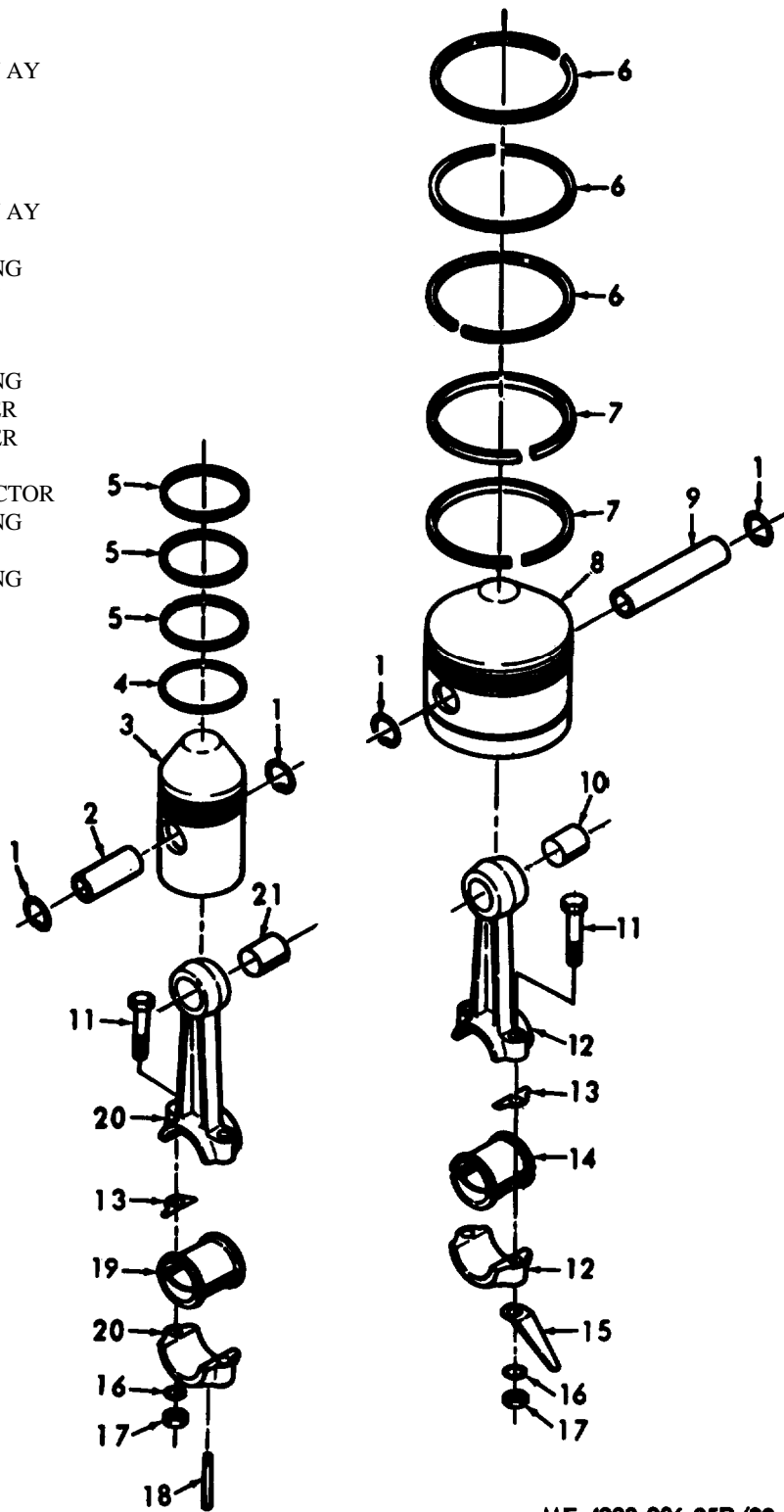
INDEX TO PARTS, FIGURE 22

Reference Number	Functional Group	Item Name	Reference Number	Functional Group	Item Name
1	5012	TUBE	20	5006	WINDOW
2	5012	TEE	21	5002	CUP
3	5012	TUBE	22	5006	PLUG
4	5009	LOCKNUT	23	5002	CUP AND ROLLER
5	5009	COLLAR	24	5002	KEY
6	5009	SCREW	25	5002	CRANKSHAFT
7	5009	SPRING	26	5006	CAP
8	5009	PIN	27	5006	NIPPLE
9	5009	SLEEVE	28	5001	BOLT
10	5009	BALL	29	5000	SCREW
11	5009	BODY	30	5000	WASHER
12	5009	STUD	31	5000	NUT
13	5001	COVER	32	5001	PLUG
14	5009	ADAPTER	33	5002	SEAL
15	5009	INVERTED NUT	34	5007	FLYWHEEL
16	5009	TUBE	35	5007	NUT
17	5001	GASKET	36	5007	BOLT
18	5001	STUD	37	5001	PLUG
19	5001	CRANKCASE			



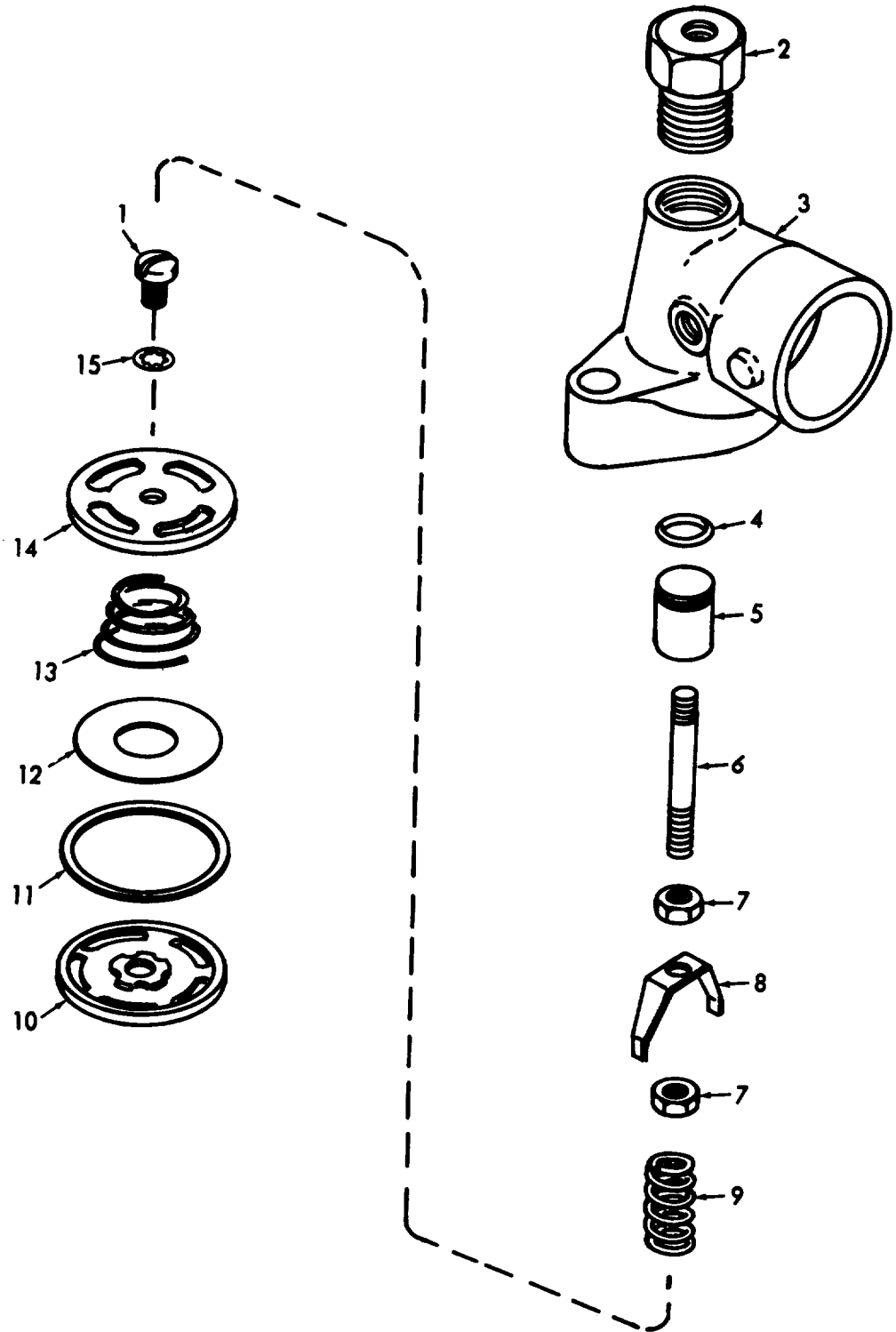
INDEX TO PARTS, FIGURE 23

Reference Number	Functional Group	Item Name
1	5004	RING
2	5004	PIN
3	5004	PISTON AY
4	5004	RING
5	5004	RING
6	5004	RING
7	5004	RING
8	5004	PISTON AY
9	5004	PIN
10	5004	BEARING
11	5004	SCREW
12	5004	ROD
13	5004	SHIM
14	5004	BEARING
15	5004	SLINGER
16	5004	WASHER
17	5004	NUT
18	5004	DEFLECTOR
19	5004	BEARING
20	5004	ROD
21	5004	BEARING



ME 4930-206-35P/23

Figure 23. Compressor Pistons and Connecting Rods.



ME 4930-206-35P/24

Figure 24. Low Pressure Inlet Manifold and Valve.

INDEX TO PARTS, FIGURE 24

Reference Number	Functional Group	Item Name
1	5005	SCREW
2	5008	BODY
3	5008	MANIFOLD
4	5008	PACKING
5	5008	PISTON
6	5008	ROD
7	5008	NUT
8	5008	GUIDE
9	5008	SPRING
10	5005	HOUSING
11	5005	GASKET
12	5005	WASHER
13	5005	SPRING
14	5005	SEAT
15	5005	WASHER

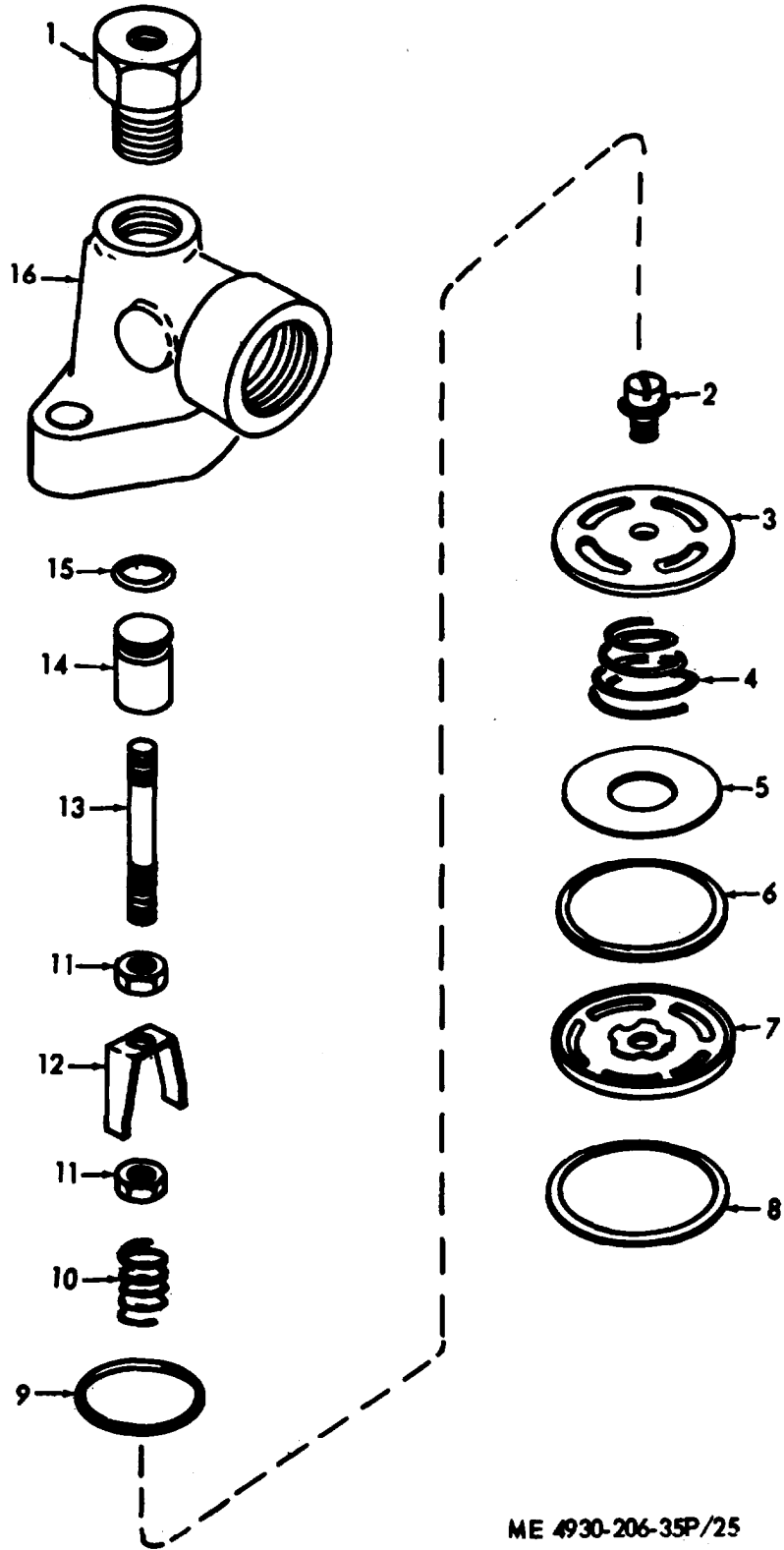


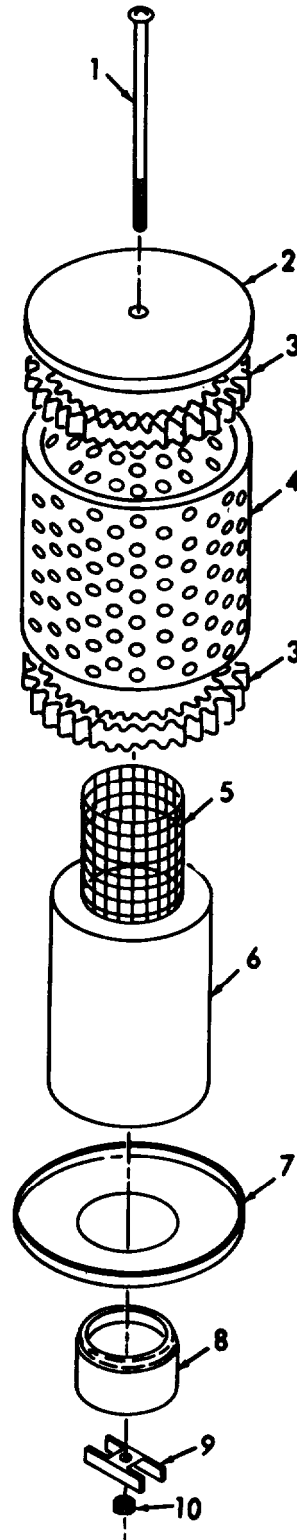
Figure 25. High Pressure Inlet Manifold and Valve.

INDEX TO PARTS, FIGURE 25

Reference Number	Functional Group	Item Name
1	5008	BODY
2	5005	SCREW
3	5005	SEAT
4	5005	SPRING
5	5005	WASHER
6	5005	GASKET
7	5005	CAGE
8	5005	GASKET
9	5008	GASKET
10	5008	SPRING
11	5008	NUT
12	5008	GUIDE
13	5008	ROD
14	5008	PISTON
15	5008	PACKING
16	5008	MANIFOLD

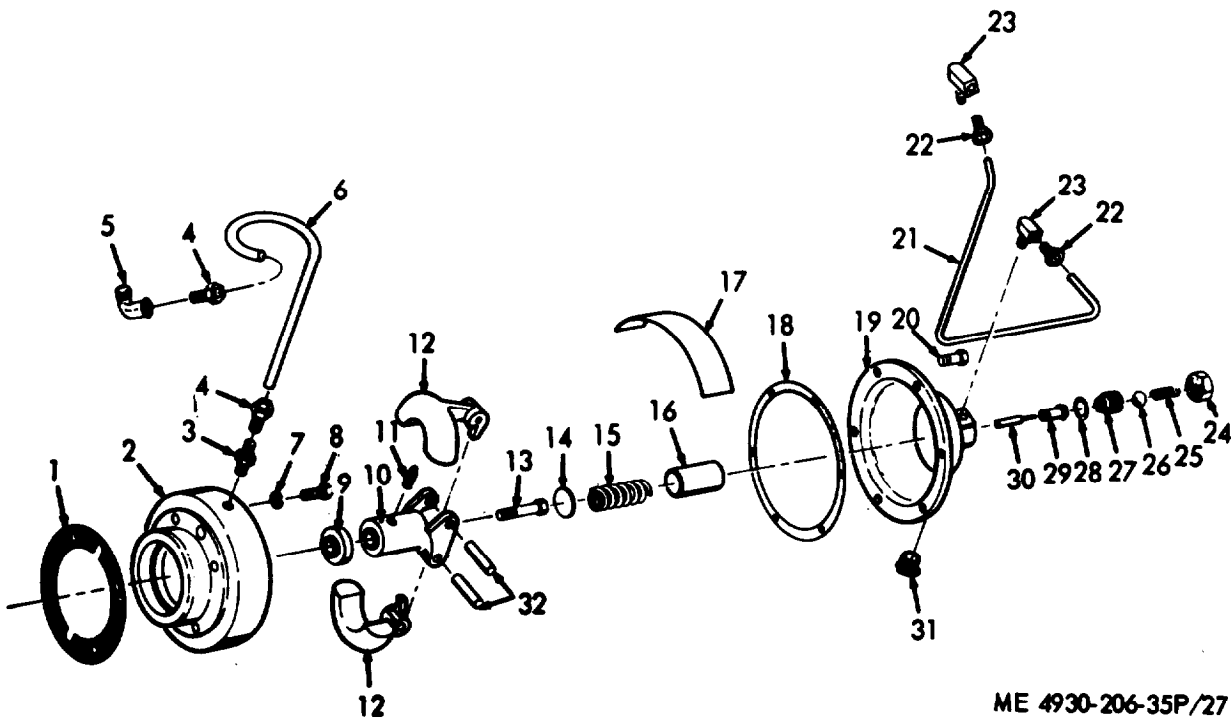
INDEX TO PARTS, FIGURE 26

Reference Number	Functional Group	Item Name
1	5008	BOLT
2	5008	COVER
3	5008	SEPARATOR
4	5008	PLATE
5	5008	SCREEN
6	5008	FILTER ELEMENT
7	5008	COVER
8	5008	FERRULE
9	5008	CLAMP
10	5008	NUT



ME 4930-206-35P/26

Figure 26. Compressor Air Cleaner.

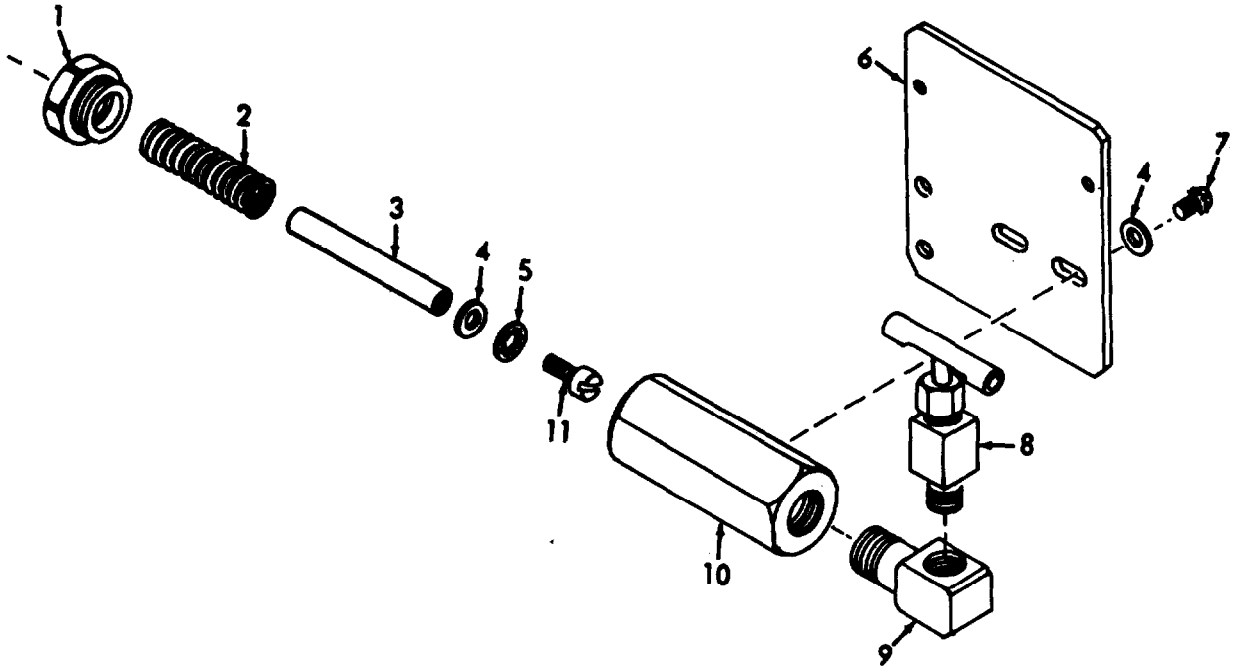


ME 4930-206-35P/27

Figure 27. Centrifugal Unloader.

INDEX TO PARTS, FIGURE 27

Reference Number	Functional Group	Item Name	Reference Number	Functional Group	Item Name
1	5009	GASKET SET	17	5009	PLATE
2	5009	HOUSING	18	5009	GASKET
3	5009	ADAPTER	19	5009	COVER
4	5009	NUT	20	5009	SCREW
5	5009	ELL	21	5009	TUBING
6	5009	TUBE	22	5009	INVERTED NUT
7	5009	WASHER	23	5009	ELBOW
8	5009	SCREW	24	5009	CAP
9	5009	WASHER	25	5009	SPRING
10	5009	SPINDLE	26	5009	BALL
11	5009	SPRING	27	5009	BODY
12	5009	WEIGHT	28	5009	GASKET
13	5009	SCREW	29	5009	BEARING
14	5009	WASHER	30	5009	PLUNGER
15	5009	SPRING	31	5009	BREATHER
16	5009	GUIDE	32	5009	PIN



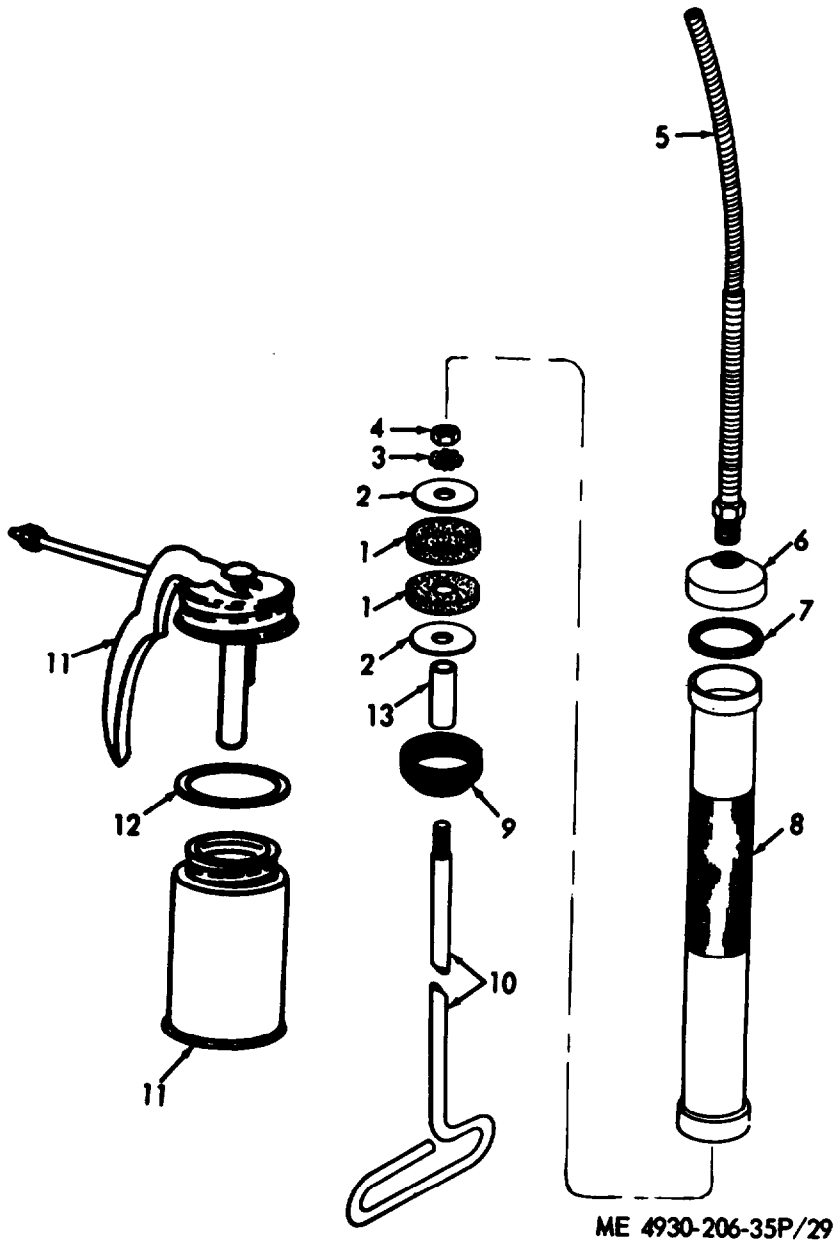
ME 4930-206-35P/28

Figure 28. Throttle Control.

INDEX TO PARTS, FIGURE 28

1	5012	GUIDE
2	5012	SPRING
3	5012	ROD
4	5012	WASHER
5	5012	WASHER
6	5012	PLATE
7	5012	SCREW
8	5012	COCK
9	5012	ELBOW
10	5012	CYLINDER
11	5012	SCREW



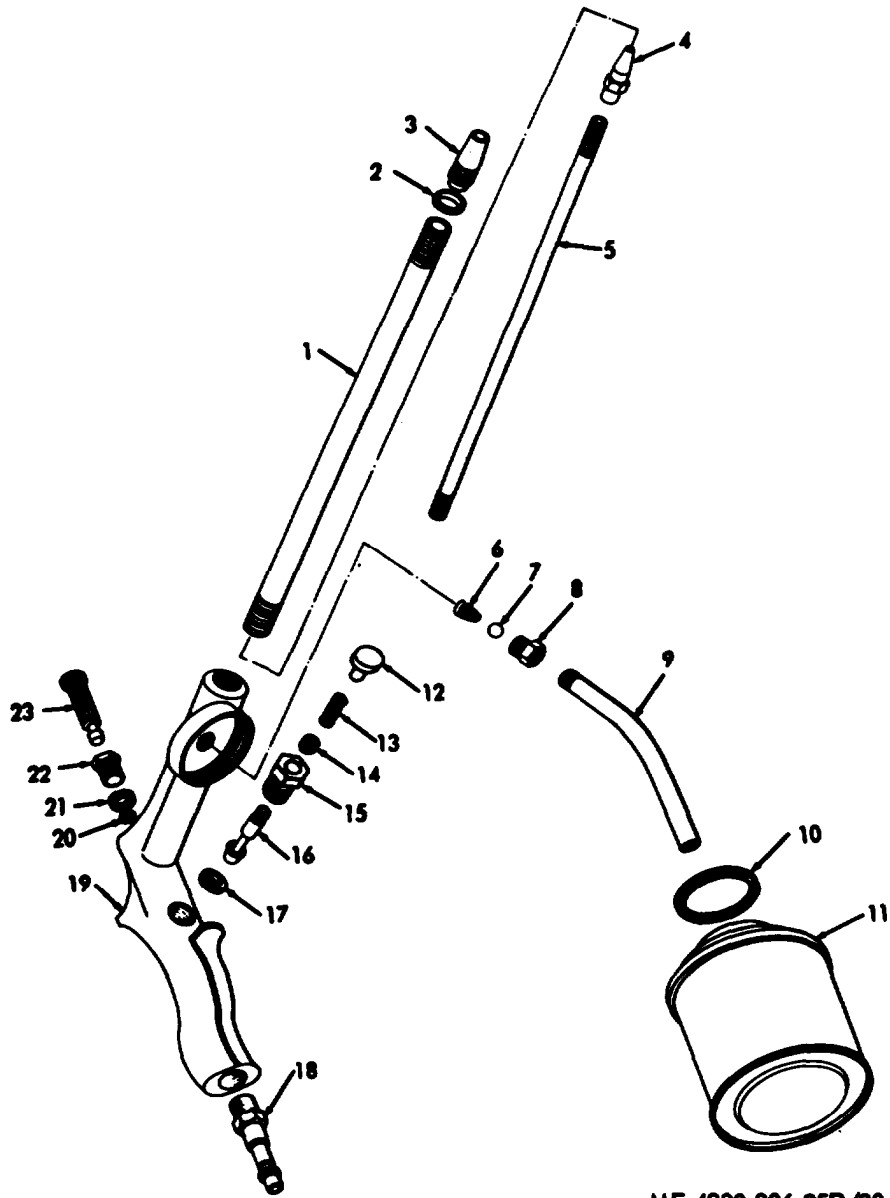


ME 4930-206-35P/29

Figure 29. Suction Gun and Hand Oiler.

INDEX TO PARTS, FIGURE 29

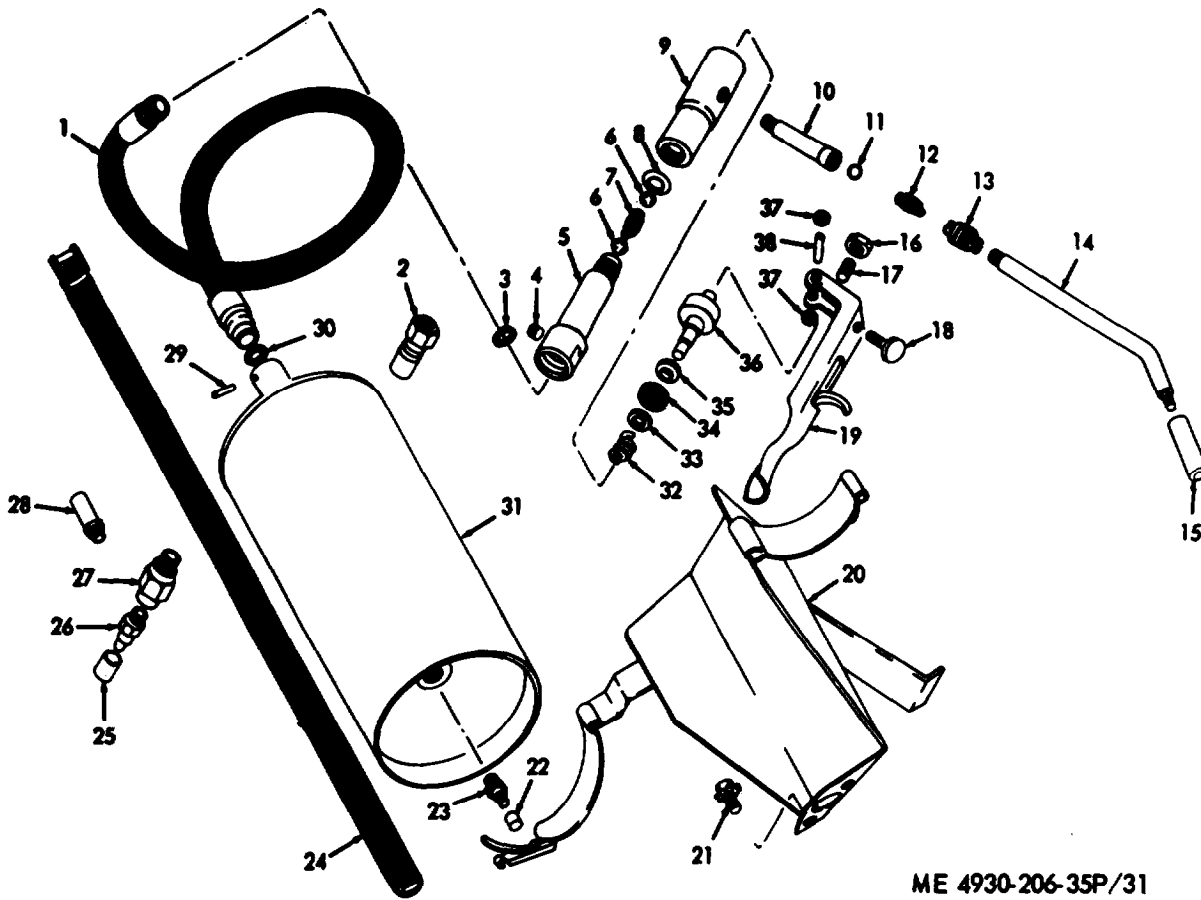
Reference Number	Functional Group	Item Name	Reference Number	Functional Group	Item Name
1	7201	CUP	8	7201	CYLINDER
2	7201	WASHER	9	7201	CAP
3	7201	WASHER	10	7201	ROD
4	7201	NUT	11	7201	OILER
5	7201	NOZZLE	12	7201	WASHER
6	7201	CAP	13	7201	PISTON
7	7201	WASHER			



ME 4930-206-35P/30

Figure 30. Oil Spray Gun.  
INDEX TO PARTS, FIGURE 30

Reference Number	Functional Group	Item Name	Reference Number	Functional Group	Item Name
1	7201	CYLINDER	13	7201	SPRING
2	7201	NUT	14	7201	STEM
3	7201	NOZZLE	15	7201	BODY
4	7201	NOZZLE	16	7201	WASHER
5	7201	TUBE	17	7201	WASHER
6	7201	SPRING	18	7201	COUPLING
7	7201	BALL	19	7201	BODY
8	7201	BODY	20	7201	SLEEVE
9	7201	TUBE	21	7201	FELT
10	7201	WASHER	22	7201	RETAINER
11	7201	CONTAINER	23	7201	STEM
12	7201	BUTTON			

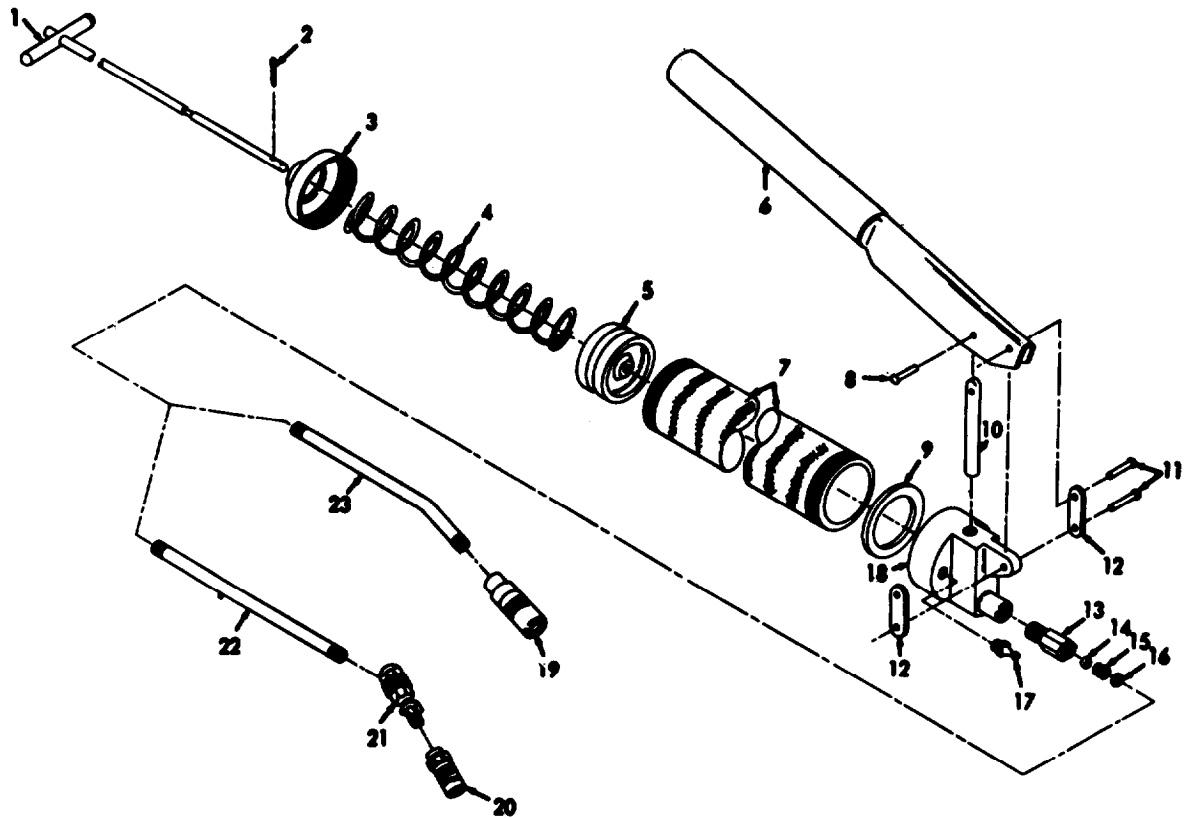


ME 4930-206-35P/31

Figure 31. Grease Gun Pneumatic.

INDEX TO PARTS, FIGURE 31

Reference Number	Functional Group	Item Name	Reference Number	Functional Group	Item Name
1	7201	HOSE AY	20	7201	BRACKET AY
2	7201	VALVE	21	7201	SCREW
3	7201	PACKING	22	7201	CAP
4	7201	SETSCREW	23	7201	STEM
5	7201	BODY	24	7201	STRAP
6	7201	BEARING	25	7201	CAP
7	7201	SPRING	26	7201	FITTING
8	7201	WASHER	27	7201	ADAPTER
9	7201	PISTON AY	28	7201	VALVE
10	7201	OUTLET	29	7201	PIN
11	7201	BALL	30	7201	PACKING
12	7201	SPRING	31	7201	CONTAINER AY
13	7201	RETAINER	32	7201	SPRING
14	7201	TUBE	33	7201	WASHER
15	7201	COUPLER	34	7201	PACKING
16	7201	NUT	35	7201	WASHER
17	7201	SETSCREW	36	7201	PISTON
18	7201	SCREW	37	7201	RING
19	7201	HANDLE	38	7201	PIN

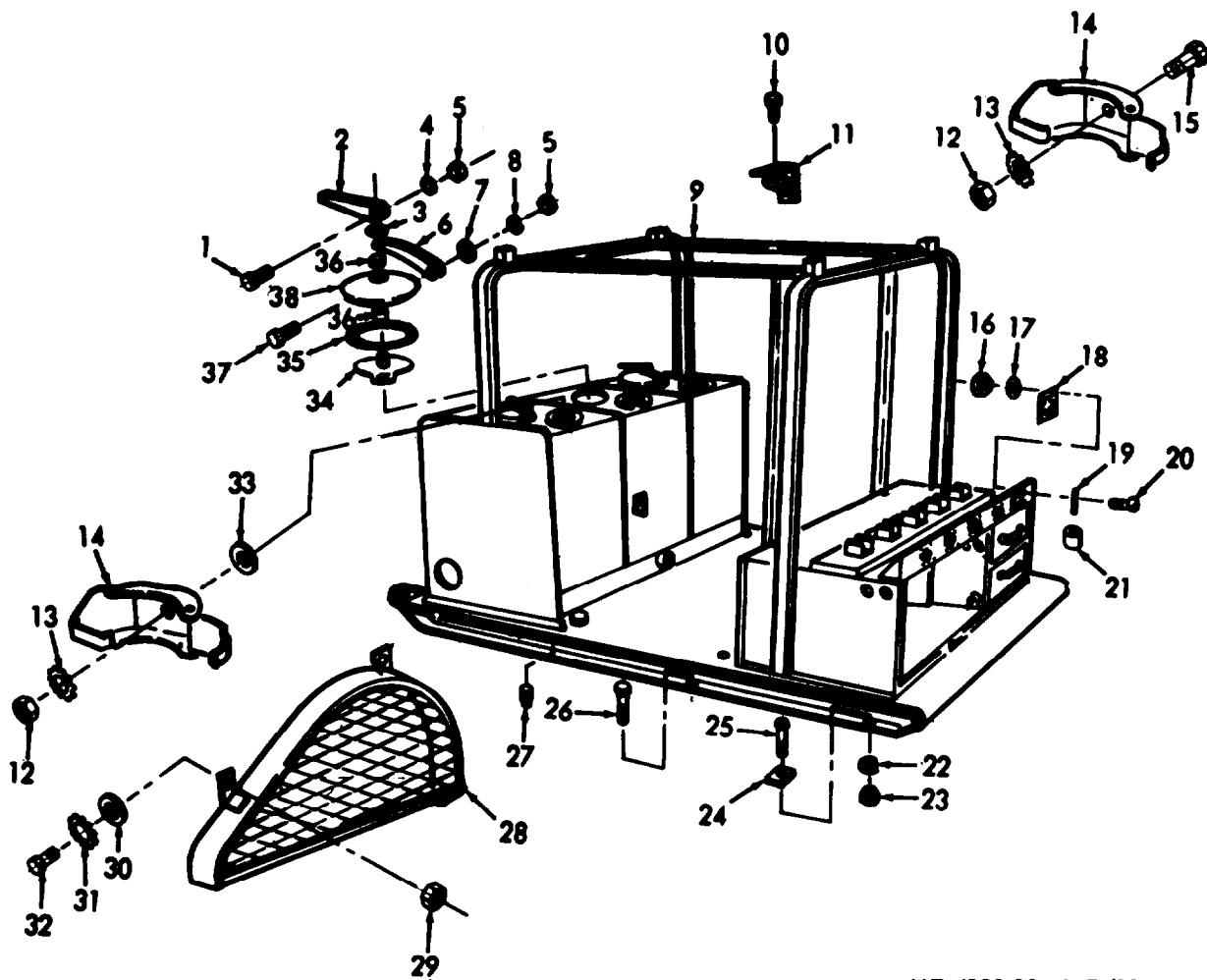


ME 4930-206-35P/32

Figure 32. Hard Grease Gun.

INDEX TO PARTS, FIGURE 32

Reference Number	Functional Group	Item Name	Reference Number	Functional Group	Item Name
1	7201	ROD-HNDLE AY	13	7201	BODY
2	7201	PIN	14	7201	BALL
3	7201	CAP AY	15	7201	SPRING
4	7201	SPRING	16	7201	WASHER
5	7201	FOLLOWER AY	17	7201	FITTING
6	7201	LEVER	18	7201	HEAD
7	7201	BARREL AY	19	7201	COUPLER
8	7201	RIVET	20	7201	COUPLING
9	7201	GASKET	21	7201	SWIVEL
10	7201	PLUNGER	22	7201	TUBE
11	7201	RIVET	23	7201	TUBE
12	7201	LINK			

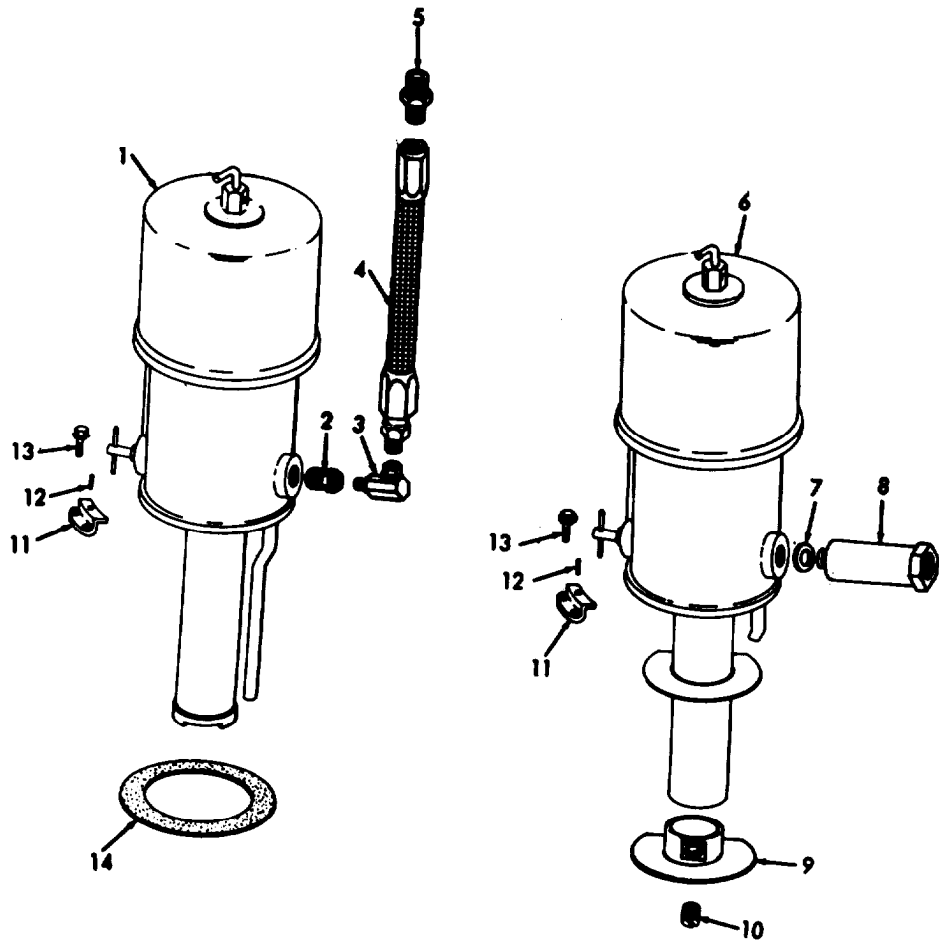


ME 4930-206-35P/33

Figure 33. Lubricator Frame and Hopper Cover.

INDEX TO PARTS, FIGURE 33

Reference Number	Functional Group	Item Name	Reference Number	Functional Group	Item Name
1	7201	BOLT	20	7203	SCREW
2	7201	HANDLE	21	7203	BEARING
3	7201	WASHER	22	1501	WASHER
4	7201	WASHER	23	1501	NUT
5	7201	NUT	24	1501	WASHER
6	7201	STRAP	25	1501	SCREW
7	7201	WASHER	26	1501	SCREW
8	7201	WASHER	27	7201	PLUG
9	1501	FRAME AY	28	5007	GUARD AY
10	7201	BRACKET AY	29	5007	NUT
11	7201	BOLT	30	5007	WASHER
12	7201	NUT	31	5007	WASHER
13	7201	WASHER	32	5007	SCREW
14	7201	CLAMP	33	7201	WASHER
15	7201	SCREW	34	7201	SPIDER AY
16	7203	NUT	35	7201	GASKET
17	7203	WASHER	36	7201	SPACER
18	7203	PLATE	37	7201	BOLT
19	7203	PIN	38	7201	COVER

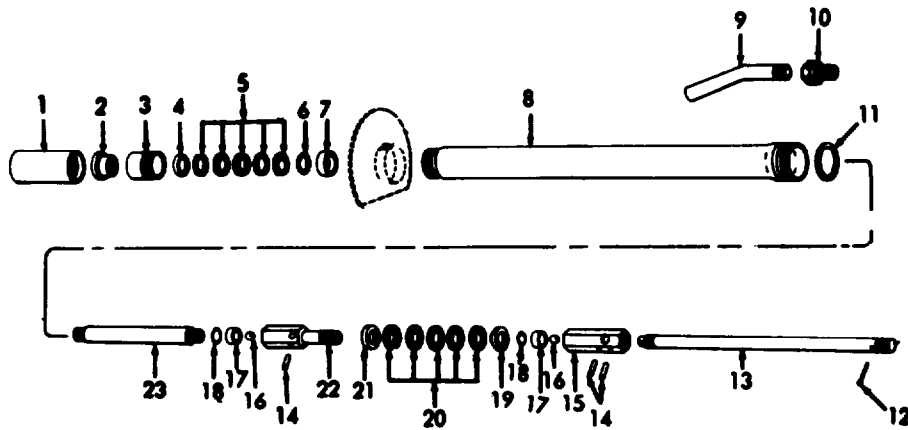


ME 4930-206-35P/34

Figure 34. Lubricant Pumps.

INDEX TO PARTS, FIGURE 34

Reference Number	Functional Group	Item Name	Reference Number	Functional Group	Item Name
1	7202	PUMP AY	8	7203	ADAPTER
2	7203	NIPPLE	9	7202	PLATE AY
3	7203	ELBOW	10	7202	SETSCREW
4	7203	HOSE AY	11	7202	CLAMP AY
5	7203	ADAPTER	12	7202	PIN
6	7202	PUMP AY	13	7202	SCREW
7	7203	WASHER	14	7202	GASKET

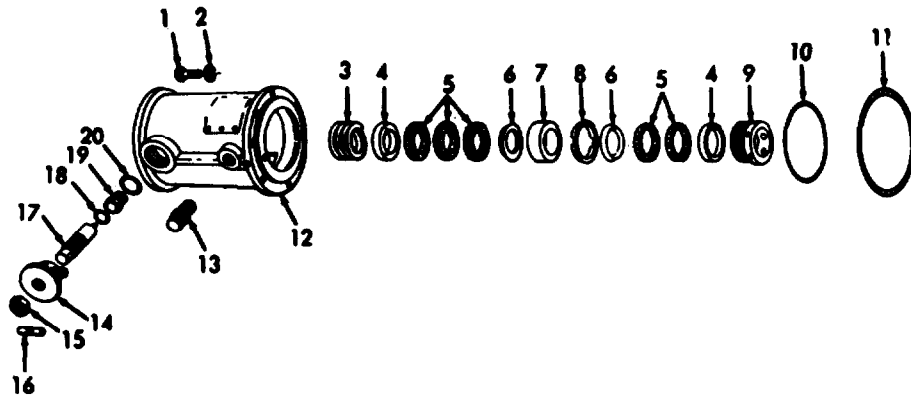


ME 4930-206-35P/35

Figure 35. High Pressure Lube Pump.

INDEX TO PARTS, FIGURE 35

Reference Number	Functional Group	Item Name	Reference Number	Functional Group	Item Name
1	7202	CYLINDER	13	7202	ROD
2	7202	PISTON	14	7202	PIN
3	7202	HOUSING	15	7202	COUPLING
4	7202	RETAINER	16	7202	BALL
5	7202	PACKING	17	7202	SEAT
6	7202	RETAINER	18	7202	SPACER
7	7202	BEARING	19	7202	RETAINER
8	7202	TUBE	20	7202	PACKING
9	7202	TUBE	21	7202	RETAINER
10	7202	UNION	22	7202	BODY
11	7202	WASHER	23	7202	TUBE
12	7202	PIN			



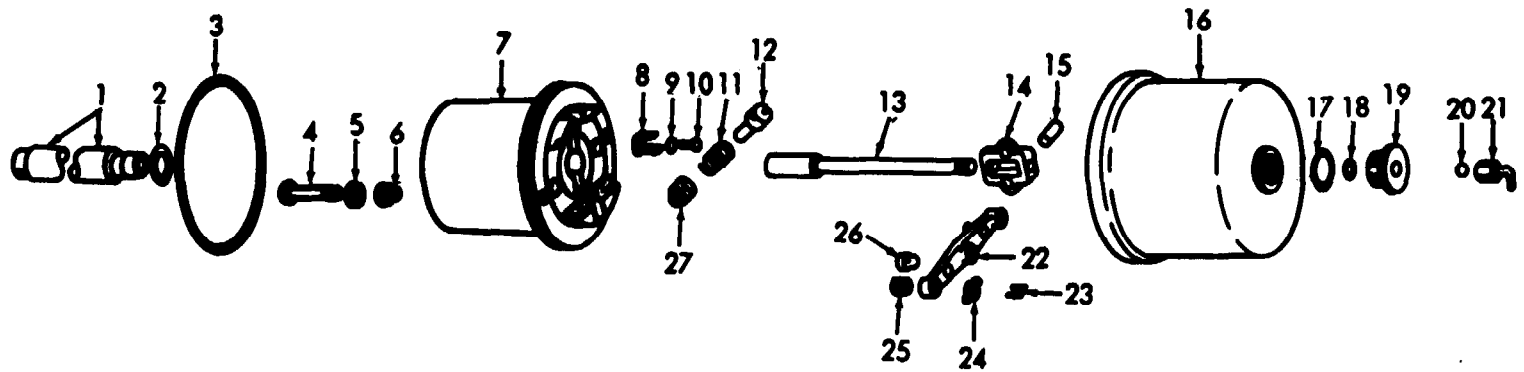
ME 4930-206-35P/36

Figure 36. Air Motor Body.

INDEX TO PARTS, FIGURE 36

Reference Number	Functional Group	Item Name	Reference Number	Functional Group	Item Name
1	7202	BOLT	11	7202	PACKING
2	7202	WASHER	12	7202	BASE
3	7202	SPRING	13	7202	OILER
4	7202	RETAINER	14	7202	NUT
5	7202	PACKING AY	15	7202	NUT
6	7202	RETAINER	16	7202	HANDLE
7	7202	BEARING	17	7202	STEM
8	7202	RETAINER	18	7202	PACKING
9	7202	PACKING NUT	19	7202	SEAT
10	7202	PACKING	20	7202	WASHER



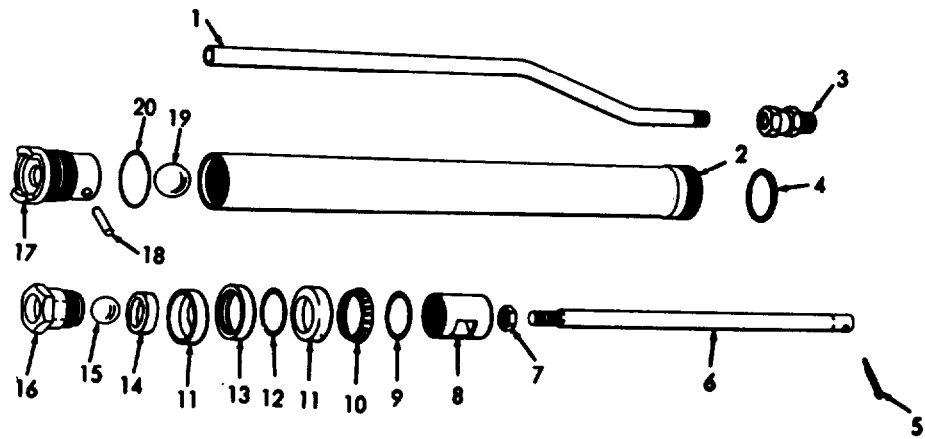


ME 4930-206-35P/37

Figure 37. Air Motor Valves and Pistons.

## INDEX TO PARTS, FIGURE 37

Reference Number	Functional Group	Item Name	Reference Number	Functional Group	Item Name
1	7202	CONNECTING ROD	15	7202	PIN
2	7202	WASHER	16	7202	CYLINDER
3	7202	PACKING	17	7202	PACKING
4	7202	STEM	18	7202	PACKING
5	7202	VALVE	19	7202	NUT
6	7202	SEAT	20	7202	BALL
7	7202	PISTON	21	7202	BLEEDER VALVE
8	7202	CLIP	22	7202	BAR
9	7202	WASHER	23	7202	PIN
10	7202	SCREW	24	7202	NUT
11	7202	SPRING	25	7202	GROMMET
12	7202	ARM	26	7202	VALVE
13	7202	ROD	27	7202	ROCKER
14	7202	TOGGLE			

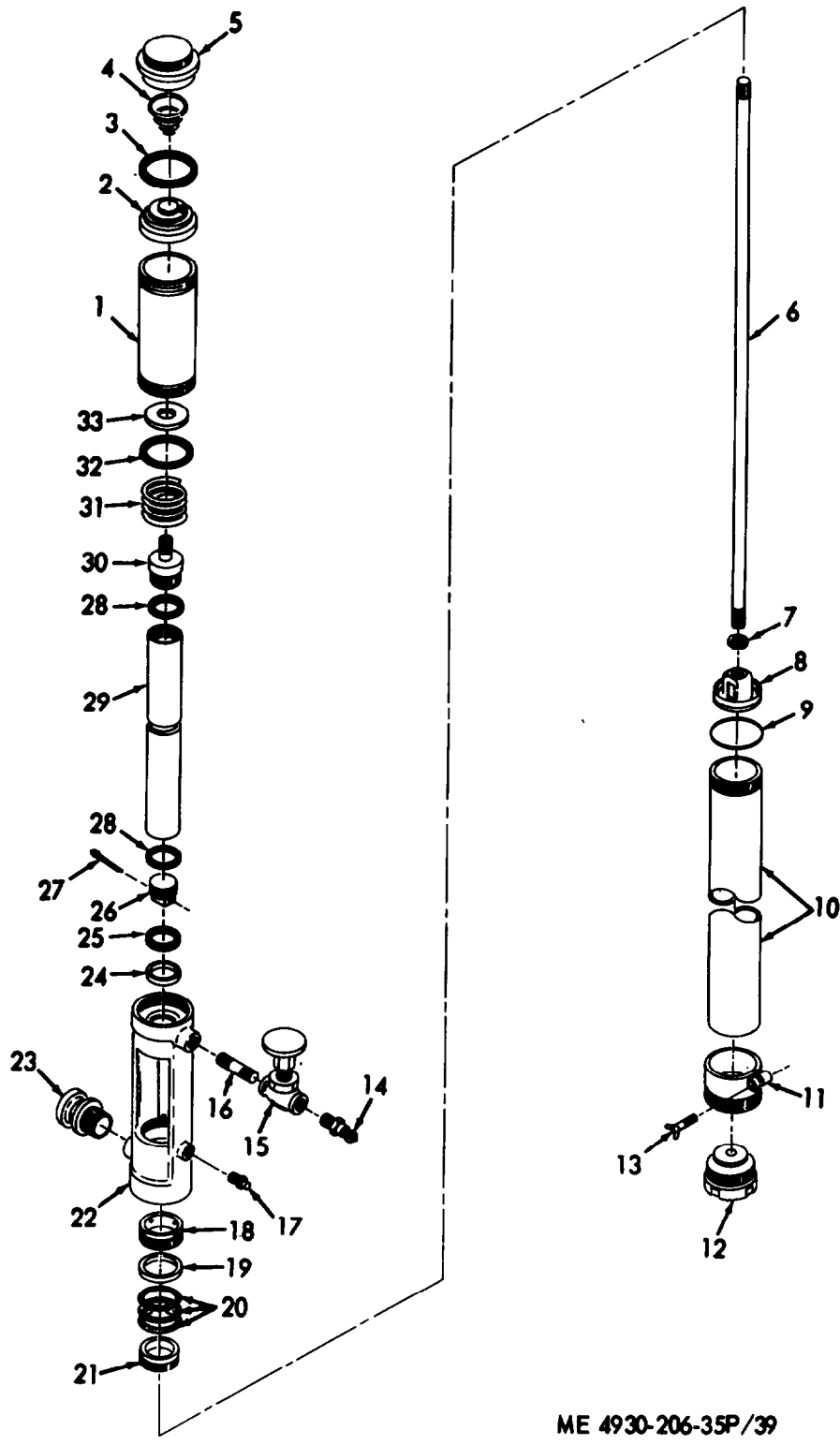


ME 4930-206-35P/38

Figure 38. Low Pressure Lube Pump.

INDEX TO PARTS, FIGURE 38

Reference Number	Functional Group	Item Name	Reference Number	Functional Group	Item Name
1	7202	TUBE	11	7202	CUP
2	7202	TUBE	12	7202	PACKING
3	7202	UNION	13	7202	RETAINER
4	7202	PACKING	14	7202	SPACER
5	7202	PIN	15	7202	BALL
6	7202	ROD	16	7202	SEAT
7	7202	NUT	17	7202	BODY
8	7202	BODY	18	7202	PIN
9	7202	SPACER	19	7202	BALL
10	7202	WASHER	20	7202	WASHER

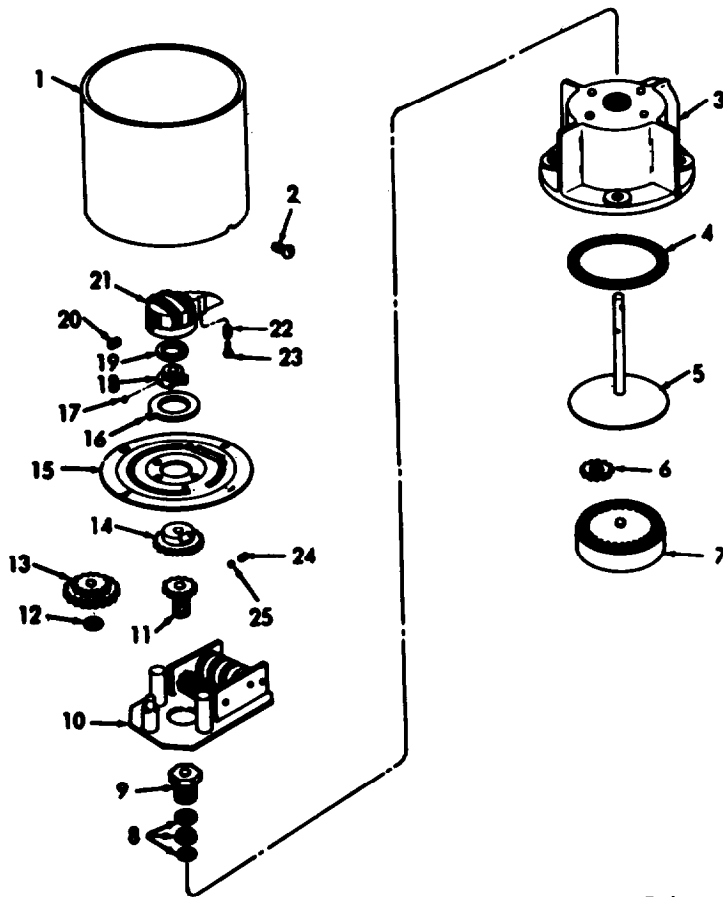


ME 4930-206-35P/39

Figure 39. Grease Gun.

INDEX TO PARTS, FIGURE 39

Reference Number	Functional Group	Item Name	Reference Number	Functional Group	Item Name
1	7202	CYLINDER	18	7202	RETAINER AY
2	7202	PISTON AY	19	7202	GLAND BEARING
3	7202	GASKET	20	7202	PACKING
4	7202	SPRING	21	7202	GLAND
5	7202	CAP	22	7202	BASE
6	7202	ROD	23	7203	UNION AY
7	7202	NUT	24	7202	WASHER
8	7202	COVER AY	25	7202	PACKING
9	7202	PACKING	26	7202	COUPLING
10	7202	TUBE	27	7202	PIN
11	7202	BODY	28	7202	GASKET
12	7202	VALVE	29	7202	TUBE
13	7202	THUMB SCREW	30	7202	STUD
14	7203	COUPLING	31	7202	SPRING
15	7203	VALVE	32	7202	GASKET
16	7203	NIPPLE	33	7202	WASHER
17	7202	FITTING			

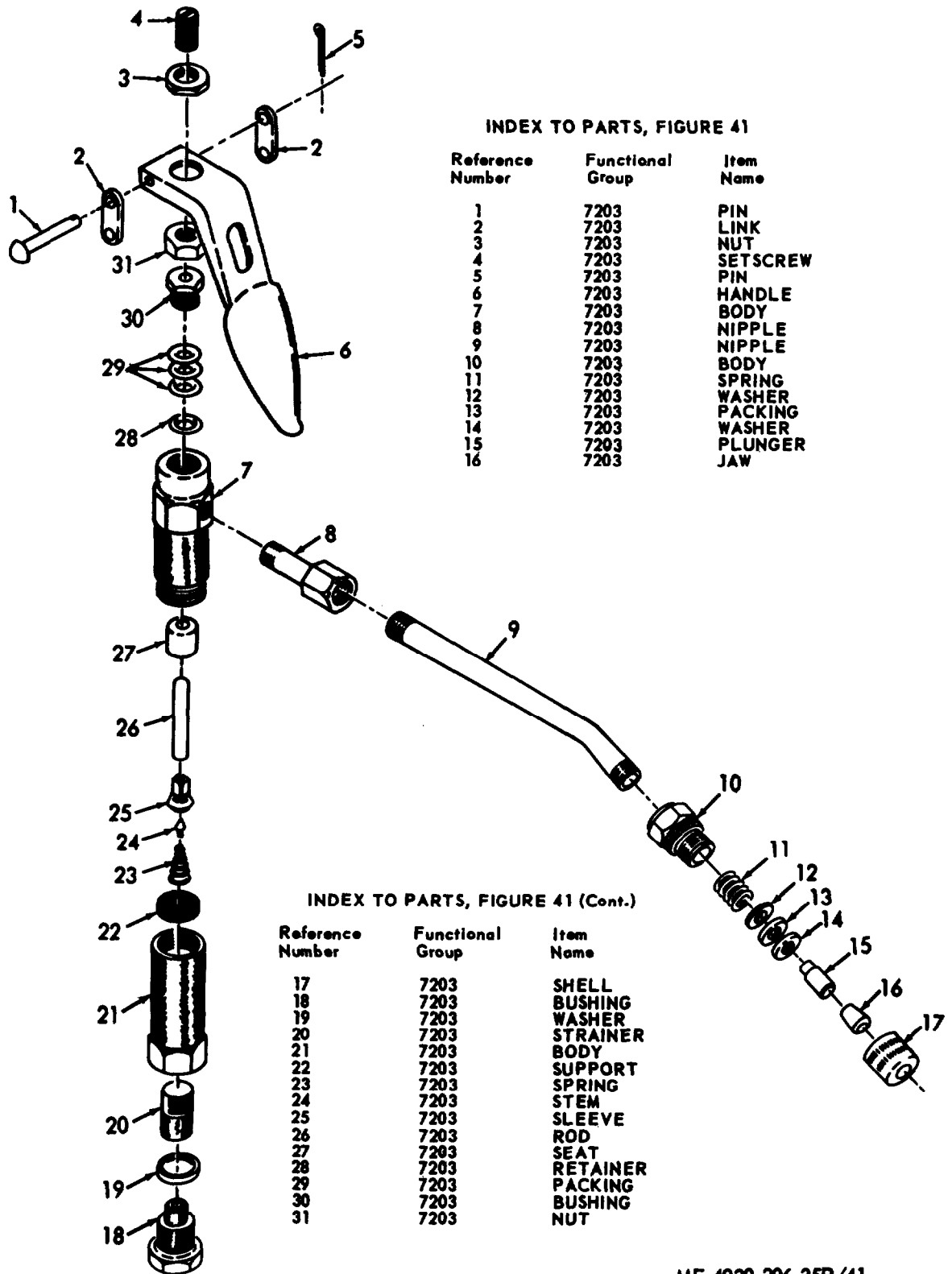


ME 4930-206-35P/40

Figure 40. Lubrication Meter.

INDEX TO PARTS, FIGURE 40

Reference Number	Functional Group	Item Name	Reference Number	Functional Group	Item Name
1	7202	SHROUD	13	7202	GEAR
2	7202	SCREW	14	7202	CAM
3	7202	HOUSING	15	7202	DIAL AY
4	7202	GASKET	16	7202	POINTER AY
5	7202	GEAR AY	17	7202	SETSCREW
6	7202	PINION	18	7202	CAM
7	7202	PISTON AY	19	7202	SLEEVE
8	7202	PACKING AY	20	7202	SETSCREW
9	7202	NUT	21	7202	KNOB
10	7202	REGISTER	22	7202	SPRING
11	7202	PAWL	23	7202	PLUNGER
12	7202	SPACER	24	7202	SPRING
			25	7202	ROLLER



**INDEX TO PARTS, FIGURE 41**

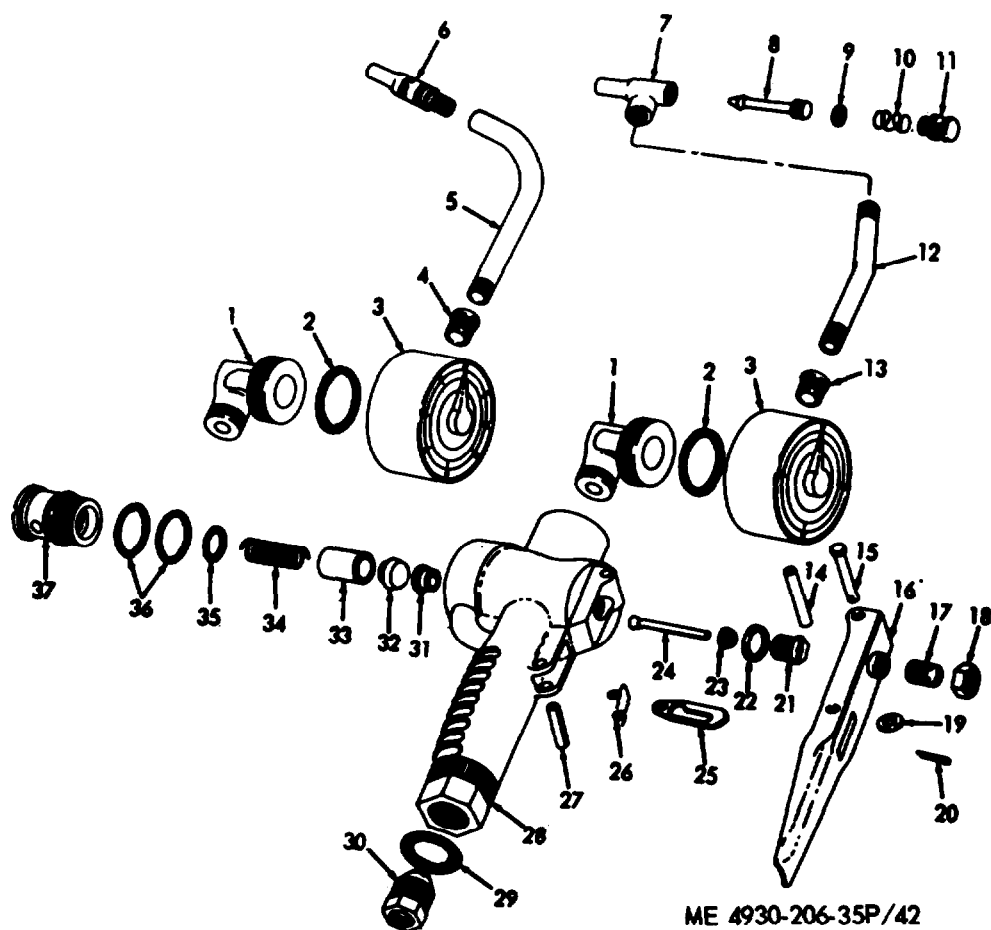
Reference Number	Functional Group	Item Name
1	7203	PIN
2	7203	LINK
3	7203	NUT
4	7203	SETSCREW
5	7203	PIN
6	7203	HANDLE
7	7203	BODY
8	7203	NIPPLE
9	7203	NIPPLE
10	7203	BODY
11	7203	SPRING
12	7203	WASHER
13	7203	PACKING
14	7203	WASHER
15	7203	PLUNGER
16	7203	JAW

**INDEX TO PARTS, FIGURE 41 (Cont.)**

Reference Number	Functional Group	Item Name
17	7203	SHELL
18	7203	BUSHING
19	7203	WASHER
20	7203	STRAINER
21	7203	BODY
22	7203	SUPPORT
23	7203	SPRING
24	7203	STEM
25	7203	SLEEVE
26	7203	ROD
27	7203	SEAT
28	7203	RETAINER
29	7203	PACKING
30	7203	BUSHING
31	7203	NUT

ME 4930-206-35P/41

Figure 41. High Pressure Control Valve.

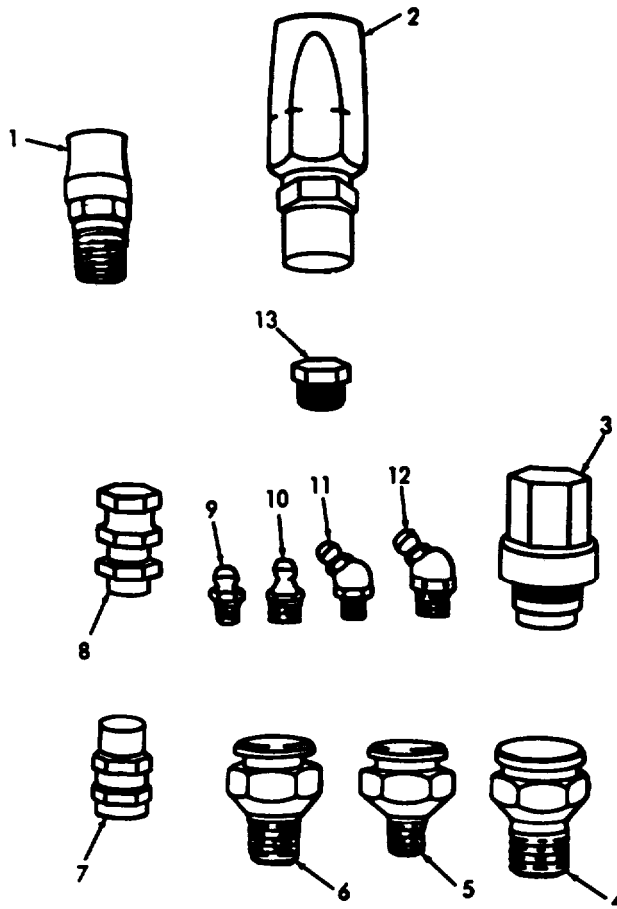


ME 4930-206-35P/42

Figure 42. Meters and Control Valve.

INDEX TO PARTS, FIGURE 42

Reference Number	Functional Group	Item Name	Reference Number	Functional Group	Item Name
1	7203	ELBOW	20	7203	PIN
2	7203	PACKING	21	7203	BUSHING
3	7202	METER	22	7203	SPACER
4	7203	BUSHING	23	7203	PACKING
5	7203	SPOUT	24	7203	ROD AY
6	7203	NOZZLE	25	7203	LATCH
7	7203	VALVE BODY	26	7203	SPRING
8	7203	STEM	27	7203	PIN
9	7203	PACKING	28	7203	BODY
10	7203	SPRING	29	7203	PACKING
11	7203	THUMBSCREW	30	7203	SWIVEL AY
12	7203	TUBE	31	7203	SEAL
13	7203	BUSHING	32	7203	VALVE
14	7203	PIN	33	7203	PISTON
15	7203	PIN	34	7203	SPRING
16	7203	HANDLE	35	7203	PACKING
17	7203	SETSCREW	36	7203	PACKING
18	7203	NUT	37	7203	BODY AND GUIDE
19	7203	WASHER			



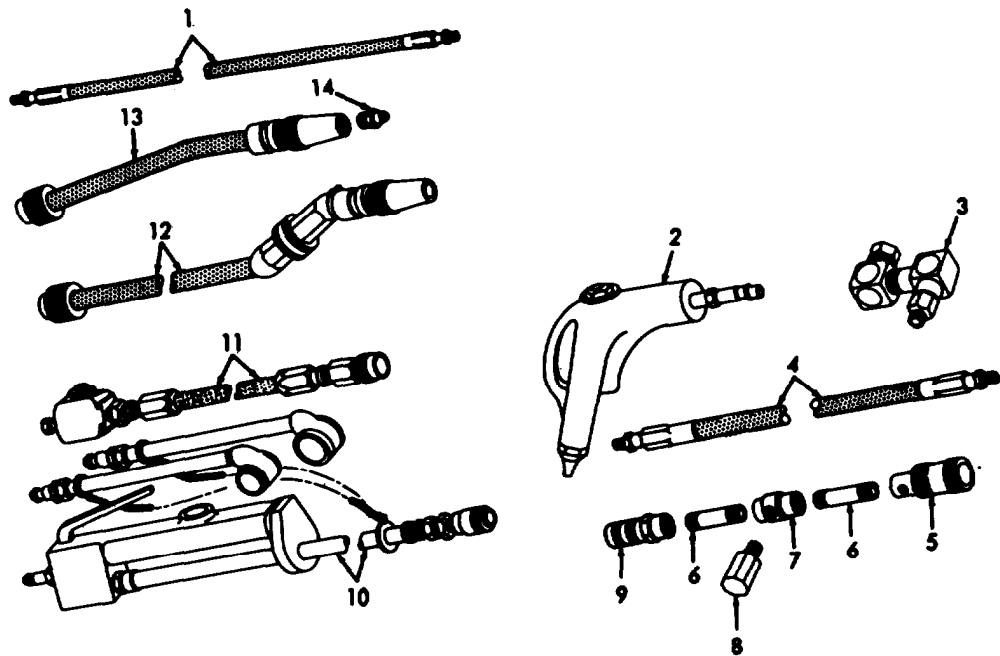
ME 4930-206-35P/43

Figure 43. Lower Drawer Spare Parts.

INDEX TO PARTS, FIGURE 43

Reference Number	Functional Group	Item Name	Reference Number	Functional Group	Item Name
1	7203	COUPLING	8	7203	ADAPTER
2	7203	COUPLING	9	7203	FITTING
3	7203	SWIVEL AY	10	7203	FITTING
4	7203	FITTING	11	7203	FITTING
5	7203	FITTING	12	7203	FITTING
6	7203	FITTING	13	7203	PLUG
7	7203	ADAPTER			



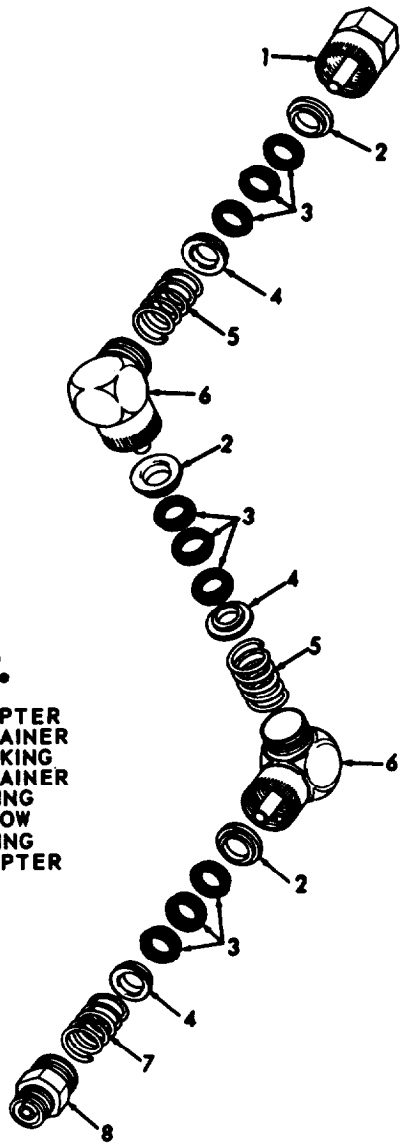


ME 4930-206-35P/44

Figure 44. Lubrication Adapters.

INDEX TO PARTS, FIGURE 44

Reference Number	Functional Group	Item Name	Reference Number	Functional Group	Item Name
1	7203	HOSE	8	7203	VALVE
2	7203	GUN	9	7203	COUPLING
3	7203	SWIVEL	10	7203	INFLATOR-GAGE
4	7203	HOSE AY	11	7203	HOSE AY
5	7203	ADAPTER AY	12	7203	HOSE AY
6	7203	NIPPLE	13	7203	ADAPTER AY
7	7203	COUPLING	14	7203	FITTING



**INDEX TO PARTS, FIGURE 45**

<b>Reference Number</b>	<b>Functional Group</b>	<b>Item Name</b>
1	7203	ADAPTER
2	7203	RETAINER
3	7203	PACKING
4	7203	RETAINER
5	7203	SPRING
6	7203	ELBOW
7	7203	SPRING
8	7203	ADAPTER

ME 4930-206-35P/45

Figure 45. Three-Way Swivel.

## SECTION IV. INDEX-FEDERAL STOCK NUMBER AND REFERENCE NUMBER

## CROSS-REFERENCE TO INDEX NUMBER

<u>STOCK NUMBER</u>	<u>INDEX NUMBER</u>	<u>STOCK NUMBER</u>	<u>INDEX NUMBER</u>
1015-798-2997	00258	4310-555-4552	00720
1015-798-2997	00266	4310-585-4283	00673
1015-798-2997	00274	4310-585-4283	00825
1015-798-2997	00313	4310-585-7546	00675
2590-055-3664	00538	4310-585-7546	00685
2590-897-7596	00524	4310-616-4372	00748
2590-969-6988	00513	4310-616-4372	00764
2590-969-6989	00514	4310-616-4373	00836
2590-969-6990	00515	4310-616-4374	00755
2805-776-0483	00004	4310-619-0215	00740
2910-979-5534	00062	4310-625-6747	00835
2910-986-0191	00075	4310-625-6748	00831
2920-010-2540	00186	4310-625-6749	00832
2920-010-2542	00171	4310-625-6752	00747
2920-069-7410	00162	4310-625-6753	00745
2920-593-1557	00168	4310-625-6754	00763
2920-855-8625	00185	4310-625-6757	00739
2920-856-9378	00110	4310-625-6759	00737
2920-872-5979	00172	4310-625-6760	00754
2920-882-2461	00107	4310-625-6762	00752
2920-882-3068	00115	4310-631-3395	00709
2920-882-3068	00153	4310-631-3396	00742
2920-882-3401	00164	4310-631-3397	00758
2920-903-0292	00159	4310-631-3398	00734
2920-961-8352	00329	4310-631-3399	00750
2990-064-8833	00850	4310-631-3400	00710
2990-563-0828	00087	4310-631-9407	00699
2990-863-0926	00841	4310-631-9407	00719
3010-018-9831	00021	4310-633-5093	00672
3030-278-1670	00776	4310-633-5093	00684
3030-289-9403	00103	4310-633-6114	00674
3110-100-0516	00694	4310-633-6114	00826
3110-100-3150	00692	4310-646-9749	00705
3110-100-6147	01452	4310-646-9749	00724
3110-100-6149	01200	4310-649-8398	00715
3110-100-6149	01286	4310-649-8407	00712
3110-100-6149	01364	4310-719-9517	00860
3110-100-6151	01033	4310-850-5541	00843
3110-100-6155	01183	4310-873-1765	00875
3110-151-9153	01272	4310-873-1766	00778
3110-188-2728	01273	4310-875-4107	00728
3110-198-1050	00830	4310-875-4109	00829
3110-853-5850	00109	4310-875-4110	00671
3120-021-6307	01507	4310-884-4518	00822
3610-997-8418	01041	4310-884-4582	00827
3655-796-0968	01219	4310-887-5612	00824
3655-796-0968	01303	4310-895-3146	00693
3655-796-0968	01584	4310-896-2104	00842
4010-785-5096	00491	4310-896-2105	00864
4030-795-0438	00483	4310-896-5984	00821
4210-881-0531	01555	4310-930-8106	00698
4310-065-0338	00803	4310-961-5554	00848
4310-065-0338	00812	4310-980-0140	00792
4310-065-0338	01589	4310-993-4188	00790
4310-065-0339	00799	4710-277-5529	01562
4310-515-4123	01588	4720-018-9829	00052
4310-532-7791	00877	4720-278-4870	01406
4310-540-8873	00707	4720-278-4870	01426
4310-540-8874	00708	4720-289-9625	00473
4310-555-4540	00700	4720-639-9895	00477

SECTION IV. INDEX-FEDERAL STOCK NUMBER AND REFERENCE NUMBER  
CROSS-REFERENCE TO INDEX NUMBER (Continued)

<u>STOCK NUMBER</u>	<u>INDEX NUMBER</u>	<u>STOCK NUMBER</u>	<u>INDEX NUMBER</u>
4730-042-8988	00540	4730-623-3348	01569
4730-050-4203	01386	4730-630-9818	01218
4730-050-4208	01107	4730-630-9818	01583
4730-050-4208	01360	4730-654-3557	01060
4730-050-4208	01387	4730-654-3557	01099
4730-050-4208	01413	4730-654-3557	01395
4730-050-4208	01421	4730-654-3557	01428
4730-064-6206	00063	4730-670-5281	00070
4730-142-1593	00847	4730-670-5281	01112
4730-142-1593	00849	4730-670-5281	01430
4730-142-1593	00909	4730-691-8140	00370
4730-172-0028	01384	4730-725-5516	00389
4730-187-4200	00687	4730-756-1558	00375
4730-188-1870	00373	4730-785-3468	01221
4730-188-1874	00770	4730-785-3469	01304
4730-188-1876	00939	4730-785-3470	01359
4730-188-6314	01390	4730-785-3471	01361
4730-196-1465	00071	4730-830-5356	01278
4730-196-1538	01486	4730-830-5356	01432
4730-198-4720	00873	4730-850-7971	00870
4730-202-7689	00767	4730-851-6259	00874
4730-212-5769	01269	4730-858-9450	01122
4730-212-5769	01348	4730-979-5509	00645
4730-223-6411	01389	4730-979-5509	00933
4730-228-1621	00467	4730-979-5510	00644
4730-228-1622	00466	4730-979-5510	00932
4730-243-1484	01388	4730-986-0175	00475
4730-246-9215	00923	4730-986-0175	01381
4730-246-9217	00869	4730-986-0175	01404
4730-249-3898	00924	4730-986-0175	01425
4730-257-5028	00868	4730-986-0176	01380
4730-263-3124	00688	4730-986-0176	01405
4730-263-3124	00772	4730-986-0176	01424
4730-265-6905	00938	4730-989-0176	00476
4730-273-3401	00454	4820-019-3019	00914
4730-273-8561	00819	4820-262-7396	00948
4730-273-8651	00820	4820-262-7396	01139
4730-277-3209	00945	4820-262-7396	01548
4730-278-3397	00092	4820-262-7398	00949
4730-278-3441	00648	4820-275-2226	00919
4730-287-1537	00845	4820-391-3782	00888
4730-287-1766	00823	4820-533-3087	01274
4730-287-1766	00903	4820-691-8175	00649
4730-288-8572	00539	4820-694-9717	00558
4730-289-1242	00215	4820-694-9717	00568
4730-289-1242	00633	4820-785-8131	01138
4730-289-1242	00634	4820-865-6946	00065
4730-289-5944	01084	4910-204-2644	01427
4730-303-5130	00054	4910-204-2644	01429
4730-303-5130	00472	4930-020-5548	01407
4730-303-5130	00929	4930-020-5549	01415
4730-303-5130	01370	4930-020-5550	01470
4730-350-9788	00867	4930-020-8567	01403
4730-555-3120	00050	4930-020-8567	01423
4730-566-1534	00053	4930-020-8568	00474
4730-566-1534	00471	4930-020-8568	00478
4730-566-1534	00928	4930-020-8570	00470
4730-566-1534	01371	4930-020-8570	00479
4730-623-3348	00096	4930-021-5975	01518
4730-623-3348	00586	4930-021-5977	00188

SECTION IV. INDEX-FEDERAL STOCK NUMBER AND REFERENCE NUMBER  
CROSS-REFERENCE TO INDEX NUMBER (Continued)

<u>STOCK NUMBER</u>	<u>INDEX NUMBER</u>	<u>STOCK NUMBER</u>	<u>INDEX NUMBER</u>
4930-024-2611	01064	4930-533-3042	01185
4930-024-2613	01067	4930-533-3043	01186
4930-024-2614	01080	4930-533-3044	01210
4930-200-6236	01492	4930--533-3048	01216
4930-212-5749	01493	4930-533-3048	01300
4930-212-5750	01473	4930-533-3048	01582
4930-212-5751	01472	4930-533-3049	01244
4930-212-5752	01499	4930-541-2706	01316
4930-212-5753	01495	4930-541-2707	01259
4930-212-5758	01498	4930-541-2708	01260
4930-212-5759	01497	4930-541-2709	01315
4930-212-5761	01471	4930-541-2710	01257
4930-212-5776	00647	4930-541-2711	01258
4930-212-5776	00940	4930-547-6333	01010
4930-212-5776	00941	4930-551-9116	01227
4930-212-5776	01368	4930-551-9116	01311
4930-212-5808	01526	4930-551-9116	01585
4930-212-5811	01401	4930-554-6778	01072
4930-212-5814	01527	4930-561-8478	01509
4930-212-5815	01528	4930-587-0319	01115
4930-212-5840	01508	4930-587-0324	00654
4930-212-5847	01100	4930-587-0326	01251
4930-212-5852	01523	4930-587-0326	01334
4930-212-5854	01439	4930-587-0326	01609
4930-212-5854	01545	4930-587-0341	01444
4930-212-6793	01004	4930-601-4042	01506
4930-212-6805	00379	4930-616-5739	01102
4930-222-2975	01055	4930-619-0489	01276
4930-246-7625	00383	4930-623-3360	01536
4930-248-3823	00376	4930-623-3361	01535
4930-253-6900	01462	4930-623-3388	01483
4930-254-1921	01510	4930-623-3421	01037
4930-265-7082	00999	4930-623-3421	01529
4930-297-4956	01226	4930-623-3432	01500
4930-297-4956	01310	4930-623-3435	01513
4930-297-4956	01592	4930-630-4451	01397
4930-332-5774	01068	4930-630-4452	01250
4930-338-8796	01531	4930-630-4452	01333
4930-374-7632	01078	4930-630-4452	01608
4930-374-7633	01077	4930-630-9805	00468
4930-374-7634	01081	4930-630-9806	01236
4930-374-7635	01058	4930-630-9806	01320
4930-374-7636	01056	4930-630-9806	01597
4930-374-7636	01062	4930-630-9820	01184
4930-374-7892	00378	4930-630-9822	01201
4930-374-7895	01372	4930-630-9822	01287
4930-378-4110	00662	4930-630-9822	01567
4930-404-4546	01540	4930-630-9823	01249
4930-404-4547	01539	4930-630-9823	01332
4930-475-1701	01538	4930-630-9823	01607
4930-495-5007	01484	4930-630-9825	01263
4930-495-5026	00364	4930-630-9827	01066
4930-509-2681	00388	4930-653-1723	01229
4930-521-1124	00534	4930-653-1723	01313
4930-532-4788	01543	4930-653-1723	01594
4930-533-3037	01289	4930-654-3557	01379
4930-533-3038	01181	4930-682-4732	01233
4930-533-3039	01267	4930-682-4749	01232
4930-533-3040	01194	4930-684-2598	00570
4930-533-3041	01189	4930-691-8134	01460

SECTION IV. INDEX-FEDERAL STOCK NUMBER AND REFERENCE NUMBER  
CROSS-REFERENCE TO INDEX NUMBER (Continued)

<u>STOCK NUMBER</u>	<u>INDEX NUMBER</u>	<u>STOCK NUMBER</u>	<u>INDEX NUMBER</u>
4930-691-8139	01533	4930-795-0409	01298
4930-691-8143	01532	4930-795-0409	01573
4930-691-8144	01223	4930-795-0410	01275
4930-691-8144	01306	4930-795-0411	01075
4930-691-8144	01590	4930-798-0377	01198
4930-691-8149	00667	4930-805-3343	00327
4930-691-8161	01002	4930-819-5403	01399
4930-691-8176	00652	4930-819-5404	01367
4930-691-8177	01363	4930-830-7830	01394
4930-712-9343	00666	4930-830-7831	00656
4930-718-4050	01546	4930-830-7832	00657
4930-729-6318	01017	4930-830-7833	01347
4930-731-8360	01476	4930-830-7835	01284
4930-731-8363	01436	4930-831-1244	00391
4930-765-1994	00973	4930-831-1246	00381
4930-765-1995	01094	4930-831-1248	00323
4930-765-1996	00578	4930-831-1249	01271
4930-765-1997	00572	4930-831-3971	00390
4930-765-1998	01118	4930-831-3972	01519
4930-765-1999	01235	4930-831-3973	01098
4930-763-1999	01318	4930-831-3974	00341
4930-765-1999	01596	4930-831-3976	01187
4930-765-2001	01199	4930-861-3811	00455
4930-765-2001	01285	4930-874-0562	00608
4930-765-2001	01566	4930-874-0563	00605
4930-765-2001	01230	4930-874-0563	01231
4930-765-2002	01314	4930-889-9537	01461
4930-765-2002	01595	4930-930-7695	00357
4930-765-2003	01329	4930-930-7696	01011
4930-765-2007	01343	4930-930-7697	01095
4930-766-4753	01220	4930-930-7698	00970
4930-783-9245	01134	4930-977-8900	01420
4930-785-5083	01203	4930-979-5559	00931
4930-785-5084	01515	4930-979-5560	01414
4930-785-5085	01234	4930-979-5561	00567
4930-785-5086	01365	4930-979-5562	00495
4930-785-8070	01326	4930-979-5563	01074
4930-785-8075	00557	4930-979-5566	00927
4930-785-8080	01204	4930-979-5567	00541
4930-785-8080	01290	4930-979-5568	00481
4930-785-8080	01568	4930-979-5572	00944
4930-785-8081	01339	4930-979-5573	01142
4930-785-8084	01243	4930-979-5573	01516
4930-785-8084	01327	4930-979-5574	01353
4930-785-8084	01598	4930-979-5576	01517
4930-785-8085	01248	4930-979-5577	00971
4930-785-8085	01331	4930-983-3840	01031
4930-785-8085	01602	4930-983-3844	01012
4930-785-8086	01446	4930-986-0203	00972
4930-785-8087	01317	4930-986-0203	01358
4930-785-8089	01092	4930-986-0202	01412
4930-785-8090	01319	4930-986-0203	01474
4930-793-9520	01065	4930-986-6955	00643
4930-795-0373	01133	4930-995-1535	00024
4930-795-0377	01369	4930-995-1535	00041
4930-795-0378	01246	4940-378-3878	00653
4930-795-0407	01247	4940-785-5081	01391
4930-795-0407	01330	5110-237-8107	00456
4930-795-0407	01601	5110-289-9657	00469
4930-795-0409	01241	5305-011-3231	00488

SECTION IV. INDEX-FEDERAL STOCK NUMBER AND REFERENCE NUMBER  
CROSS-REFERENCE TO INDEX NUMBER (Continued)

<u>STOCK NUMBER</u>	<u>INDEX NUMBER</u>	<u>STOCK NUMBER</u>	<u>INDEX NUMBER</u>
5303-011-3231	00661	5306-018-6491	00554
5305-012-5994	00704	5306-018-6491	00954
5305-012-5994	00723	5306-018-6491	01373
5305-013-2688	00128	5306-225-8499	00680
5305-017-9841	00677	5306-225-8499	01207
5305-019-1245	00738	5306-225-8499	01293
5305-019-1245	00746	5306-225-8502	00960
5305-019-1245	00762	5306-441-4643	00457
5305-042-0428	00904	5306-795-0252	01261
5305-044-6609	00057	5306-798-1271	00059
5305-044-6609	01085	5306-831-3944	00955
5305-044-6609	01557	5307-850-0308	00690
5305-053-1112	01262	5307-850-3031	00689
5305-053-1112	01342	5310-010-3320	00039
5305-054-9257	00402	5310-010-3320	00969
5305-059-4101	01135	5310-010-3320	01255
5305-206-2750	00129	5310-010-3320	01337
5305-206-3716	00622	5310-010-3322	00861
5305-208-7880	00233	5310-010-6495	00245
5305-269-3211	00838	5310-010-6495	01256
5305-272-5306	00623	5310-010-6495	01338
5305-272-5306	01240	5310-011-0730	00012
5305-275-6885	00154	5310-011-3739	00881
5305-276-8026	01494	5310-011-4604	00757
5305-290-3051	00883	5310-011-4606	00678
5305-292-7629	00034	5310-011-5543	01402
5305-441-4644	00896	5310-011-5545	00902
5305-514-9131	00094	5310-011-5554	00211
5305-543-4302	00181	5310-011-5554	00399
5305-614-0247	00182	5310-012-0399	00367
5305-614-0247	00840	5310-012-4929	01487
5305-614-0274	00898	5310-012-6032	00448
5305-623-3422	01047	5310-013-8464	00630
5305-623-3422	01541	5310-013-8468	00629
5305-652-8784	01241	5310-013-8468	00901
5305-652-8784	01324	5310-013-8542	00451
5305-710-4192	00839	5310-013-8557	00950
5305-720-8710	00449	5310-017-8378	00194
5305-723-9383	01264	5310-017-8378	00246
5305-723-9398	00905	5310-017-8378	00784
5305-733-2265	00006	5310-017-8523	01558
5305-733-2265	00163	5310-017-8556	00193
5305-733-2265	01351	5310-017-8556	01090
5305-753-4185	01174	5310-017-8601	00916
5305-785-8057	00216	5310-021-8585	00686
5305-785-8057	00349	5310-022-1123	00604
5305-810-7080	01366	5310-022-1123	00892
5305-855-0971	01242	5310-042-6096	00913
5305-855-0971	01325	5310-044-6212	00331
5305-855-0971	01341	5310-045-3296	00247
5305-895-3256	00400	5310-045-3299	00134
5305-895-3256	00404	5310-047-4037	00332
5305-895-3256	01086	5310-057-3952	01270
5305-901-2113	00328	5310-081-4219	00007
5305-952-0760	00753	5310-176-8137	00359
5305-984-6191	00127	5310-176-8137	00780
5305-988-1723	01438	5310-186-7448	01087
5305-989-6265	00180	5310-186-7499	00189
5306-018-6491	00083	5310-187-5342	01088
5306-018-6491	00104	5310-194-8191	00943

SECTION IV. INDEX-FEDERAL STOCK NUMBER AND REFERENCE NUMBER  
CROSS-REFERENCE TO INDEX NUMBER (Continued)

<u>STOCK NUMBER</u>	<u>INDEX NUMBER</u>	<u>STOCK NUMBER</u>	<u>INDEX NUMBER</u>
5310-194-8191	01433	5315-298-1481	01282
5310-194-8191	01434	5315-496-7240	01491
5310-194-8191	01556	5315-533-3019	01193
5310-245-0107	00135	5315-653-2469	01228
5310-245-5447	01503	5315-653-2469	01312
5310-261-7340	00706	5315-653-2469	01593
5310-261-7340	00726	5315-682-1897	01093
5310-275-1706	00229	5315-729-6992	00695
5310-358-8154	00139	5315-751-8949	00396
5310-358-8154	00155	5315-785-5076	01537
5310-378-3882	01549	5315-800-6936	00177
5310-541-2684	01253	5315-830-7280	00655
5310-541-2684	01335	5315-839-2325	01534
5310-541-2686	01349	5315-899-2864	01283
5310-543-2641	01238	5320-058-8459	00417
5310-543-2641	01322	5320-058-8459	00425
5310-554-1374	00490	5320-058-8459	00437
5310-584-5007	00157	5325-378-3941	01213
5310-584-5007	00360	5325-378-3941	01297
5310-584-5007	01071	5330-021-6298	01119
5310-587-6920	01488	5330-021-6299	01114
5310-596-4933	00138	5330-033-5115	01459
5310-616-6376	00793	5330-054-6894	01224
5310-619-3556	00811	5330-054-6894	01307
5310-623-3346	01113	5330-054-6894	01587
5310-623-3346	01217	5330-058-8954	00192
5310-623-3346	01279	5330-187-3635	01030
5310-623-3346	01301	5330-194-3711	01116
5310-625-6755	000749	5330-194-3711	01281
5310-625-6755	00765	5330-196-5385	01280
5310-625-6758	00741	5330-239-1792	00733
5310-625-6761	00756	5330-239-1792	00743
5310-639-1609	01008	5330-239-1791	00761
5310-641-9236	00783	5330-246-4836	00377
5310-655-7401	00190	5330-247-5979	01489
5310-685-1429	00781	5330-261-5761	00436
5310-685-8308	01089	5330-265-1100	01530
5310-715-9324	01052	5330-283-0740	01082
5310-715-9324	01254	5330-283-0741	01070
5310-715-9328	01336	5330-297-0422	01083
5310-722-4158	00450	5330-298-5330	00834
5310-732-0558	00676	5330-350-9013	01029
5310-774-3897	00191	5330-359-4252	01222
5310-785-8082	01350	5330-359-4252	01305
5310-789-0671	01140	5330-359-4252	01586
5310-789-0672	01053	5330-515-4123	01225
5310-789-0672	01547	5330-515-4123	01308
5310-809-3078	00439	5330-541-2687	01108
5310-809-3079	00398	5330-551-5200	00300
5310-809-3079	00915	5330-551-5200	01561
5310-830-7821	00968	5330-576-4996	01522
5310-852-2491	00136	5330-584-8999	00731
5310-877-5797	00443	5330-584-8999	00751
5310-880-7744	00005	5330-584-9000	00730
5310-880-7744	00141	5330-584-9000	00735
5310-880-7744	00964	5330-584-9011	00729
5315-017-9252	00434	5330-584-9011	00736
5315-234-1657	01192	5330-585-9232	01191
5315-290-5270	01117	5330-585-9235	01190
5315-292-1481	01117	5330-585-9236	01309



SECTION IV. INDEX-FEDERAL STOCK NUMBER AND REFERENCE NUMBER  
CROSS-REFERENCE TO INDEX NUMBER (Continued)

<u>STOCK NUMBER</u>	<u>INDEX NUMBER</u>	<u>STOCK NUMBER</u>	<u>INDEX NUMBER</u>
5330-599-5888	00732	5940-534-0970	00286
5330-599-5888	00744	5940-534-0970	00291
5330-599-5888	00760	5940-534-0970	00552
5330-640-9100	01076	5940-534-0970	01606
5330-684-2338-	00574	5940-557-1627	00202
5330-714-2178	01109	5940-557-1627	00280
5330-724-0793	00696	5940-557-1627	00290
5330-983-3845	01039	5940-557-1627	01605
5340-025-3310	01544	5940-644-8713	00150
5340-141-1582	01252	5940-644-8713	00200
5340-141-1744	01265	5940-644-8713	00252
5340-141-1744	001398	5940-644-8713	01604
5340-141-1744	01542	5940-798-2997	01603
5340-200-7019	01069	5940-983-6088	00242
5340-200-7115	01063	5970-833-8562	00256
5340-246-7623	01496	5970-833-8562	00264
5340-253-6896	00384	5970-833-8562	00272
5340-378-4172	00663	5970-833-8562	00310
5340-616-5740	01209	5970-833-8562	01577
5340-616-5740	01294	5970-983-7136	01576
5340-616-5740	01570	5975-280-3357	00459
5340-623-3334	00356	5975-280-337	00545
5340-629-7273	00460	5977-856-3889	00112
5340-629-7273	00546	6140-057-2554	00316
5340-682-5831	00663	6140-986-0204	00334
5340-691-0822	01245	6145-772-0853	00148
5340-691-0822	01328	6145-772-0853	00198
5340-691-0822	01600	6145-772-0853	00251
5340-691-8136	00397	6145-772-0853	00255
5340-691-8147	00664	6145-772-0853	00263
5340-691-8154	00899	6145-772-0853	00270
5340-691-8164	01463	6145-772-0853	00278
5340-785-5077	01344	6145-772-0853	00285
5340-981-1157	00361	6145-772-0853	00289
5340-983-3838	00064	6145-772-0853	00308
5340-983-3838	00298	6145-772-0853	00462
5340-983-3838	00218	6145-772-0853	00548
5930-021-6313	00205	6145-772-0853	01563
5930-021-6313	00220	6150-021-5973	00318
5930-021-6314	00239	6150-021-5974	00317
5930-021-6315	00535	6220-741-2783	00493
5930-508-1129	00240	6230-967-3867	00530
5935-283-3385	00544	6240-019-0877	00226
5935-300-9909	00550	6240-155-8725	00512
5935-399-6673	00311	6620-514-5492	00223
5935-768-7042	00464	6620-814-4770	00243
5935-833-8561	00257	6620-814-4770	00304
5935-833-8561	00265	6625-048-7693	00228
5935-833-8561	00273	6680-377-4915	00774
5935-833-8561	00312	6680-768-5301	00077
5935-833-8561	01599	6680-768-5301	00303
5940-057-2929	00463	6680-815-1486	00222
5940-057-2929	00551	6685-264-3961	00637
5940-534-0970	00151	6685-276-9237	00636
5940-534-0970	00203	6685-514-5491	00224
5940-534-0970	00259	6685-993-5545	00305
5940-534-0970	00267	6810-249-9354	00336
5940-534-0970	00279		

SECTION IV. INDEX-FEDERAL STOCK NUMBER AND REFERENCE NUMBER  
CROSS-REFERENCE TO INDEX NUMBER (Continued)

<u>REFERENCE NO.</u>	<u>MFG CODE</u>	<u>INDEX NO.</u>	<u>REFERENCE NO.</u>	<u>MFG CODE</u>	<u>INDEX NO.</u>
AF216	88042	01452	C9991A8	78553	00298
AN6227-23	81352	01280	D1528-6	15638	00071
AN6230B5	81352	01116	ERJA217	88408	00087
AN6230B5	81352	01281	F1D	80325	01580
A204	95452	00517	F1G112-200	75336	00914
A209	95452	00508	F5D	80325	01579
A210	95452	00537	F8D	80325	01581
A261	95452	00502	GGGB451	81348	00456
A264	95452	00535	GGG91TYPE3CLASSA	81348	01428
A265	95452	00514	HY303	00424	00976
A266	95452	00513	HY304	00424	00977
A267	95452	00512	H110P	11568	00842
A271	95452	00538	H122	11568	00834
A272	95452	00515	H41P	11568	00880
A273	95452	00520	LU15A	25980	00376
A274	95452	00528	LU15C	25980	00384
A294	95452	00533	MSS5305-9	08288	00216
A404	95452	00510	MS15001-1	96906	01386
A406	95452	00496	MS15003-1	96906	01107
A407	95452	00495	MS51003-1	96906	01360
A410	95452	00506	MS51003-1	96906	01387
A411	95452	00507	MS51003-1	96906	01413
A415	95452	00509	MS51003-1	96906	01421
A418	95452	00523	MS150461	96906	01183
A419-1	95452	00534	MS19059-47	96906	01200
A421	95452	00519	MS19059-49	96906	01033
A424	95452	00501	MS24532-1	96906	00228
A425	95452	00499	MS24537	96906	00305
A426	95452	00500	MS24538-1	96906	00243
A4265	95452	00497	MS24538-1	96906	00304
A427-1	95452	00532	MS24541-1	96906	00223
A428	95452	00529	MS24542-1	96906	00224
A4336	95452	00498	MS25036-53	96906	00280
A437	95452	00526	MS25036-53	96906	00290
A438	95452	00527	MS25036-7	96906	00259
A442	95452	00511	MS25036-7	96906	00267
A555	79470	00888	MS25036-7	96906	00279
A734	95452	00525	MS25036-7	96906	00286
A800	95452	00536	MS25036-7	96906	00291
BB13Y	96113	00032	MS35000-3	96906	00316
BB5D	96113	00033	MS35934-2	96906	00065
BB55	96113	00035	MS51065	96906	00103
BB8H	96113	00028	M30	11568	00790
BB81	96113	00042	M31A	11568	00789
BB99	96113	00024	M32A	11568	00791
BB99	96113	00041	M449B	11568	00878
BR44	96113	00027	M450A	11568	00879
B1027-5	95452	00531	M453A	11568	00884
B1029-1	96113	00524	M454	11568	00882
B15	96113	00022	M462	11568	00816
B200	95452	00522	M467	11568	00702
B202	95452	00504	M467	11568	00721
B203	95452	00516	M491STK	13445	00239
B205-5	95452	00530	M519C	11568	00637
B263	95452	00503	M535	11568	00906
B405	95452	00494	M54B	11568	00794
B417-1	95452	00518	M62	11568	00796
B430	95452	00505	M632	11568	00792
C9991A8	78553	00064	M633	11568	00795
C9991A8	78553	00218	M636	11568	00787

SECTION IV. INDEX-FEDERAL STOCK NUMBER AND REFERENCE NUMBER  
CROSS-REFERENCE TO INDEX NUMBER (Continued)

<u>REFERENCE NO.</u>	<u>MFG CODE</u>	<u>INDEX NO.</u>	<u>REFERENCE NO.</u>	<u>MFG CODE</u>	<u>INDEX NO.</u>
M660	11568	00846	RE14-70	11568	00756
M660	11568	00907	RE14-71	11568	00754
M661	11568	00908	RE14-72	11568	00752
M80	11568	00788	RE14-75	11568	00731
NE12	11568	00876	RE14-75	11568	00751
NE15-2A	11568	00801	RE14-83B	11568	00863
NPN	43990	00559	RE36-21A	11568	00708
NRS34	11568	00799	RE36-37B	11568	00720
NR1H	11568	00875	RE4-105	11568	00777
NR14-5	11568	00693	RE4-7VG	11568	00778
NR14-6	11568	00683	RE7-14	11568	00774
NR15	11568	00681	RE7-52A	11568	00759
NR2B	11568	00871	RE7-53A	11568	00745
NR29	11568	00672	RE7-56A	11568	00763
NR29	11568	00684	RE7-57A	11568	00747
NR31	11568	00675	RE7-60	11568	00748
NR31	11568	00685	RE7-60	11568	00764
NR80	11568	00828	SB250A	11568	00848
NR9	11568	00682	SE14-30A	11568	00674
N115-13	11568	00800	SE14-30A	11568	00826
N115-3	11568	00805	SE14-89	11568	00673
N115-3	11568	00814	SE14-89	11568	00825
N115-4	11568	00804	SE30-101	11568	00832
N115-4	11568	00813	SE30-18	11568	00730
N115-6	11568	00798	SE30-18	11568	00735
N115-6	11568	00808	SE30-24	11568	00701
N121-13	11568	00809	SE5-28	11568	00732
N121-2	11568	00810	SE5-28	11568	00744
N39	11568	00705	SE5-28	11568	00760
N39	11568	00724	SE5-3A	11568	00703
P2242C	11568	00912	SE5-37	11568	00700
P67	74965	00938	SE5-38	11568	00699
RB733	59730	00201	SE5-38	11568	00719
RB853	59730	00151	SE5-38	11568	00722
RB853	59730	00203	SE5-41	11568	00870
RB853	59730	00552	SE5-42	11568	00874
RB853	59730	01606	SE5-82	11568	00864
RB863	59730	00202	SE5-83B	11568	00841
RB863	59730	01605	SE5-85	11568	00833
RB873	59730	00150	SE5-86B	11568	00835
RB873	59730	00200	SE5-87	11568	00827
RB873	59730	00252	SE5-88	11568	00862
RB873	59730	01604	SE5-90	11568	00843
REN14HU	11568	00670	SE5-91	11568	00836
RE10-100	11568	00822	SE5-92A	11568	00865
RE10-2E	11568	00872	SE5-97	11568	00831
RE10-24	11568	00725	TD8	11568	00806
RE10-51A	11568	00737	UB375	11568	00844
RE10-59	11568	00740	WWN351TYPE1	81348	00770
RE10-61	11568	00741	WWP521TYPE2	81348	00466
RE10-62	11568	00749	WWP521TYPE2	81348	00467
RE10-63	11568	00729	Y121-106	03990	01023
RE10-63	11568	00736	ZNE15	11568	00797
RE10-65	11568	00739	ZN121	11568	00807
RE10-66	11568	00733	Z102G	11568	00728
RE10-66	11568	00743	Z113	11568	00758
RE10-66	11568	00761	Z115	11568	00742
RE14-104	11568	00837	Z117	11568	00734
RE14-21B	11568	00707	Z118	11568	00750
RE14-58	11568	00755	Z124-14	11568	00829

SECTION IV. INDEX-FEDERAL STOCK NUMBER AND REFERENCE NUMBER  
 CROSS-REFERENCE TO INDEX NUMBER (Continued)

<u>REFERENCE NO.</u>	<u>MFG CODE</u>	<u>INDEX NO.</u>	<u>REFERENCE NO.</u>	<u>MFG CODE</u>	<u>INDEX NO.</u>
Z14-4C	11568	00709	100-719	25980	01046
Z179B	11568	00712	100-732	25980	00406
Z189B	11568	00715	100-757	25980	01396
Z220A	11568	00877	100-788	25980	00536
Z246B	11568	00850	100-822	25980	00059
Z252	11568	00671	100-830	25980	00358
Z36-4C	11568	00710	100-839	25980	00048
Z5-3A	11568	00698	100-839	25980	00890
Z5-3B	11568	00718	100-840	25980	00066
Z60A	11568	00821	100-840	25980	00922
Z65A	11568	00786	100-852	25980	01388
Z99501	43334	00109	100-854	25980	01389
0-110	15529	01548	100-855	25980	01390
0-1875ININSTBALL	43334	01286	100-879	25980	00070
OR111	11568	00803	100-879	25980	01430
OR111	11568	00812	100-884	25980	00626
OR111	11568	01589	100-960	25980	00636
0110	11529	00948	100-985	25980	01009
0110	11529	01139	1004-01	43990	00558
0191245	00000	00762	1004-01	43990	00568
0446609	00000	00057	100484	25980	00586
0446609	00000	01085	1005-01	43990	00579
0711151	36593	00627	1006-01	43990	00569
0711152	36593	101-021	101-021	25980	01044
1-4-28	11568	00802	101-245	25980	01123
1-4SE	11568	00926	101-265	25980	00776
1-4SS	84513	00817	101-349	25980	01536
1-4X1-890DEG	87005	00824	101-354	25980	01535
10-32-2AX5-8	78189	00072	101-398	25980	00937
10-32-2AX5-8	78189	00301	101-437	25980	00951
100-016	25980	01551	101-437	25980	01550
100-065	25980	01032	101-438	25980	00008
100-121	25980	00936	101-438	25980	00145
100-128	25980	00346	101-514	25980	01490
100-131	25980	00447	101-638	25980	00063
100-133	25980	00386	101-710	25980	01219
100-148	25980	01440	101-710	25980	01303
100-148	25980	01441	101-710	25980	01584
100-178	25980	00621	101-742	25980	01208
100-179	25980	00230	101-742	25980	01278
100-184	25980	00037	101-742	25980	01432
100-197	25980	00418	101-756	25980	00457
100-197	25980	00438	101-759	25980	00919
100-203	25980	00625	101-760	25980	00241
100-214	25980	00195	101-760	25980	00639
100-265	25980	00158	101-765	25980	00333
100-279	25980	01272	101-766	25980	00958
100-297	25980	00455	101-788	25980	00325
100-340	25980	00374	101-793	25980	00006
100-467	25980	00086	101-793	25980	00163
100-479	25980	00380	100-793	25980	01351
100-484	25980	00096	101-795	25980	00949
100-484	25980	01569	101-801	25980	00400
100-508	25980	01132	101-801	25980	00404
100-575	25980	00011	101-801	25980	01086
100-579	25980	00043	101-806	25980	00624
100-639	25980	00407	101-806	25980	00624
100-694	25980	00212	101-809	25980	00945
100-694	25980	00293	101-810	25980	00896
100-705	25980	00234	101-895	25980	00465

SECTION IV. INDEX-FEDERAL STOCK NUMBER AND REFERENCE NUMBER  
CROSS-REFERENCE TO INDEX NUMBER (Continued)

<u>REFERENCE NO.</u>	<u>MFG CODE</u>	<u>INDEX NO.</u>	<u>REFERENCE NO.</u>	<u>MFG CODE</u>	<u>INDEX NO.</u>
1018-2	43990	00563	121208	00000	00939
102-051	25980	00482	12162	05105	01178
102-063	25980	00419	1251	24446	00226
102-063	25980	00440	14-176	77335	01073
102-070	25980	00395	14138A	60038	00692
102-072	25980	00143	14276	60038	00694
102-072	25980	00292	1433-01	43990	00566
102-072	25980	00401	145627	24617	01364
102-073	25980	00444	150-102	25980	01476
102-079	25980	00320	150-150	25980	01072
102-082	25980	00232	150-161	25980	01004
102-082	25980	00782	150-179	25980	01102
102-084	25980	00335	150-442	25980	01510
102-085	25980	00343	150-451	25980	01265
102-086	25980	00344	150-451	25980	01398
102-087	25980	00342	150-500	25980	01502
102-095	25980	00142	150-501	25980	01492
102-095	25980	00405	150-502	25980	01493
102-122	25980	00015	150-503	25980	01473
102-122	25980	00768	150-505	25980	01472
102-250	25980	00144	150-507	25980	01499
102-257	25980	00321	150-515	25980	01459
102-279	25980	00206	150-622	25980	01486
102-279	25980	00235	150-670	25980	01052
102-48	25980	00319	150-724	25980	01013
102-52	25980	00093	150-859	25980	01483
102-88	25980	00345	150-935	25980	01010
1029-01	43990	00570	150-948	25980	01001
1031-04	43990	00564	150451	25980	01542
1065	05105	01175	150461	25980	01252
10871	05105	01181	150497	25980	01484
10871	05105	01517	150508	25980	01495
11-141	71785	00242	150510	25980	01496
11-3-1	11568	00854	150514	25980	01489
11-3-10	11568	00859	150516	25980	01460
11-3-2	11568	00855	150522	25980	01462
11-3-4	11568	00858	150908	25980	01463
11-3-5	11568	00856	151-235	25980	01498
11-3-6	11568	00852	152-224	25980	00663
11-3-7	11568	00853	152-567	25980	01497
11-3-8	11568	00857	152-898	25980	00377
11-3-9	11568	00851	152-899	25980	00379
110-5389	16764	00107	152-900	25980	00383
11066	05105	01157	152-901	25980	00378
1114303	16764	00188	152-902	25980	00364
1118423	16764	00115	152-903	25980	00397
11277	05105	01151	153-064	25980	01436
114963	24617	00847	153-119	25980	00375
114963	24617	00849	153-120	25980	00381
114963	24617	00909	153-121	25980	00394
11568TD8	11568	00815	153-122	25980	00403
118-032-32	70436	00080	153-123	25980	00389
118-032-32	70436	00221	153-124	25980	00390
1196-01	43990	00577	153-126	25980	00392
1197-01	43990	00576	153-127	25980	00391
1200-01	43990	00562	153-128	25980	00368
1205-01	43990	00561	153-208	25980	00608
1210-01	43990	00571	153-487	25980	01471
1212-01	43990	00575	153-790	76814	00602

SECTION IV. INDEX-FEDERAL STOCK NUMBER AND REFERENCE NUMBER  
CROSS-REFERENCE TO INDEX NUMBER (Continued)

<u>REFERENCE NO.</u>	<u>MFG CODE</u>	<u>INDEX NO.</u>	<u>REFERENCE NO.</u>	<u>MFG CODE</u>	<u>INDEX NO.</u>
153-794	25980	00600	157-454	25980	00481
153-798	76814	00601	157-463	25980	00483
153066	25980	01372	157-533	25980	00485
154-486	25980	01038	157-550	25980	01049
154-487	25980	01043	157-630	25980	01133
154-489	25980	01015	157-631	25980	01098
154-490	25980	01030	157-633	25980	01134
154-741	25980	01226	157-634	25980	01124
154-741	25980	01310	157-637	25980	01115
154-741	25980	01592	157-645	25980	01120
154-771	25980	01509	157-648	25980	01129
155-166	25980	00385	157-681	25980	01128
155-494	25980	00925	157-682	25980	01136
155-494	25980	01188	157-785	25980	01137
155-494	25980	01212	157-785	25980	01468
155-494	25980	01277	157-798	25980	00662
155-494	25980	01296	157-800	25980	00667
155-494	25980	01382	157-894	25980	01461
155-494	25980	01469	157-896	25980	01448
155-500	25980	01533	157-896	25980	01457
155-502	25980	01519	157-901	25980	01450
155-571	25980	01507	157-942	25980	01101
155-665	25980	01269	157-943	25980	01104
155-655	25980	01348	157-944	25980	01103
155-685	25980	01227	157-960	25980	01039
155-685	25980	01311	157-974	25980	01053
155-685	25980	01585	157-976	25980	01048
155-921	25980	01397	157796	25980	00664
156-082	25980	01029	158-027	25980	01054
156-196	25980	00653	158-047	25980	00044
156-200	25980	00665	158-109	25980	01108
156-323	25980	01105	158-160	25980	01065
156-401	25980	01532	158-188	25980	00666
156-472	25980	01383	158-213	25980	01037
156-698	25980	01223	158-213	25980	01529
156-698	25980	01306	158-359	25980	01201
156-698	25980	01590	158-359	25980	01287
156-849	25980	00647	158-359	25980	01567
156-849	25980	00940	158-360	25980	01249
156-849	25980	00941	158-360	25980	01332
156-849	25980	01368	158-360	25980	01607
156-873	25980	00209	158-361	25980	01209
156-971	25980	00069	158-361	25980	01294
156-971	25980	00921	158-361	25980	01570
156-971	25980	00942	158-362	25980	01229
157-131	25980	01214	158-362	25980	01313
157-131	25980	01298	158-362	25980	01594
157-131	25980	01573	158-364	25980	01235
157-184	25980	01275	158-364	25980	01318
157-195	25980	01522	158-364	25980	01596
157-224	25980	01357	158-365	25980	01245
157-224	25980	01411	158-365	25980	01328
157-224	25980	01419	158-365	25980	01600
157-225	25980	01355	158-367	25980	01213
157-225	25980	01409	158-367	25980	01297
157-225	25980	01417	158-376	25980	01237
157-230	25980	01356	158-376	25980	01321
157-230	25980	01410	158-377	25980	01224
157-230	25980	01418	158-377	25980	01307
157-284	25980	01040	158-377	25980	01587

SECTION IV. INDEX-FEDERAL STOCK NUMBER AND REFERENCE NUMBER  
CROSS-REFERENCE TO INDEX NUMBER (Continued)

<u>REFERENCE NO.</u>	<u>MFG CODE</u>	<u>INDEX NO.</u>	<u>REFERENCE NO.</u>	<u>MFG CODE</u>	<u>INDEX NO.</u>
158-378	25980	01225	159-734	25980	01446
158-378	25980	01308	159-735	25980	01449
158-378	11568	01588	159-735	25980	01458
158-379	25980	01222	159-736	25980	01454
158-379	25980	01305	159-737	25980	01455
158-379	25980	01586	159-840	25980	00047
158-388	25980	01329	159-938	25980	01511
158-397	25980	00605	160-076	25980	00659
158-397	25980	01231	160-170	25980	00654
158-409	25980	01198	160-173	25980	00650
158-409	25980	01369	160-175	25980	00656
158-428	25980	01246	160-180	25980	00657
158-658	25980	01525	160-261	25980	01218
158-658	25980	01526	160-261	25980	01302
158-659	25980	01443	160-261	25980	01583
158-660	25980	01441	160-322	25980	01005
158-671	25980	01544	160-360	25980	01442
158-673	25980	01531	160-469	25980	00613
158-674	25980	01530	160-470	25980	00603
158-695	25980	01317	160-618	25980	01228
158-697	25980	01234	160-618	25980	01312
158-859	25980	01340	160-618	25980	01593
158-917	25980	01394	160-620	25980	01251
158-918	25980	01399	160-620	25980	01334
158-919	25980	01400	160-620	25980	01609
158-920	25980	01393	160-623	25980	01199
158-921	25980	01392	160-623	25980	01285
158-922	25980	01401	160-623	25980	01566
158-929	25980	01485	160-637	76814	00609
158656	25980	00899	160-637	25980	00618
159-036	25980	01515	160-637	25980	01196
159-046	25980	01304	160-701	25980	00635
159-047	25980	01221	160-708	25980	01540
159-048	25980	01203	160-709	25980	01546
159-080	25980	01543	160-710	25980	01538
159-118	25980	01527	160-729	25980	01514
159-168	25980	01528	160-758	25980	00961
159-246	25980	01521	160-759	25980	00963
159-278	25980	01361	160-761	25980	00965
159-282	25980	01367	160-762	25980	00967
159-298	25980	01362	160-894	25980	01230
159-306	25980	01232	160-894	25980	01314
159-307	25980	01233	160-894	25980	01595
159-308	25980	01220	160-895	25980	01250
159-343	25980	01000	160-895	25980	01333
159-347	25980	01002	160-895	25980	01608
159-363	25980	01006	160-896	25980	01248
159-441	25980	01007	160-896	25980	01331
159-442	25980	01003	160-896	25980	01602
159-482	25980	01326	160-897	25980	01243
159-527	25980	01481	160-897	25980	01327
159-528	25980	01482	160-897	25980	01598
159-529	25980	01477	161-118	25980	01045
159-530	25980	01478	161-291	25980	01060
159-531	25980	01475	161-291	25980	01099
159-532	25980	01479	161-291	25980	01379
159-533	25980	01480	161-291	25980	01395
159-543	25980	00891	161-293	25980	00469
159-665	25980	01365	161-298	25980	00557
159-700	25980	01359	161-300	25980	00468

SECTION IV. INDEX-FEDERAL STOCK NUMBER AND REFERENCE NUMBER  
CROSS-REFERENCE TO INDEX NUMBER (Continued)

<u>REFERENCE NO.</u>	<u>MFG CODE</u>	<u>INDEX NO.</u>	<u>REFERENCE NO.</u>	<u>MFG CODE</u>	<u>INDEX NO.</u>
161-536	25980	00484	162-572	25980	01319
161-873	25980	01376	162-573	25980	01316
161-875	25980	01374	162-574	25980	01309
161-886	25980	01034	162-575	25980	01315
161-889	25980	00944	162-576	25980	01289
161-935	25980	00315	162-577	25980	01288
161-939	25980	00329	162-578	25980	01347
161-951	25980	01050	162-579	25980	01274
161-958	25980	00612	162-583	25980	01276
161-958	25980	00893	162-584	25980	01339
161-959	76814	00611	162-585	25980	01344
161-985	25980	00341	162-598	25980	01466
161-989	25980	00363	162-602	25980	01260
1614-00	78189	00100	162-603	25980	01257
162-012	25980	01247	162-625	25980	00616
162-012	25980	01330	162-728	25980	01121
162-012	25980	01601	162-729	25980	01122
162-036	25980	01206	162-731	25980	01119
162-036	25980	01292	162-761	25980	00900
162-037	25980	01205	162-956	25980	01345
162-037	25980	01291	162-957	25980	01343
162-039	25980	01244	162-989	25980	01109
162-040	25980	01216	163-010	25980	01141
162-040	25980	01300	164-011	25980	01114
162-040	25980	01582	164-065	25980	00361
162-041	25980	01211	164-160	25980	00920
162-041	25980	01295	164-333	25980	00660
162-041	25980	01572	165-304	25980	00651
162-042	25980	01261	165-319	25980	01464
164-045	25980	00918	165-337	25980	00382
162-059	76814	00614	165-338	25980	00372
162-077	25980	00410	165-362	25980	01202
162-079	25980	00414	165-364	25980	01215
162-079	25980	00431	165-364	25980	01299
162-079	25980	01578	165-364	25980	01591
162-113	25980	00327	165-365	25980	01268
162-135	25980	00427	165-370	25980	01414
162-136	25980	00435	165-371	25980	01422
162-223	25980	01042	165-383	25980	01437
162-224	25980	01036	165-384	25980	00489
162-502	25980	00371	165-385	25980	00487
162-523	25980	00555	165-394	25980	00429
162-550	25980	01094	165-395	25980	00413
162-552	25980	01239	165-395	25980	00430
162-552	25980	01323	165-395	25980	01575
162-553	25980	01210	165-396	25980	00412
162-554	25980	01346	165-396	25980	00428
162-555	25980	01186	165-396	25980	01574
162-556	25980	01259	165-404	25980	00615
162-557	25980	01191	165-405	25980	00075
162-558	25980	01185	165-410	25980	00974
162-559	25980	01263	165-423	25980	01467
162-560	25980	01184	165-424	25980	01465
162-561	25980	01189	165-470	25980	00330
162-562	25980	01194	165-473	25980	01377
162-563	25980	01187	165-474	25980	01431
162-564	25980	01267	165-479	25980	00084
162-566	25980	01190	165-480	25980	00946
162-568	25980	01258	165-510	25980	01375
162-570	25980	01266	165-527	25980	00446



SECTION IV. INDEX-FEDERAL STOCK NUMBER AND REFERENCE NUMBER  
CROSS-REFERENCE TO INDEX NUMBER (Continued)

<u>REFERENCE NO.</u>	<u>MFG CODE</u>	<u>INDEX NO.</u>	<u>REFERENCE NO.</u>	<u>MFG CODE</u>	<u>INDEX NO.</u>
165-528	25980	00442	166-330	25980	00595
165-529	25980	00445	166-331	25980	00596
165-530	25980	01378	166-332	25980	00590
165-546	25980	00421	166-333	25980	00594
165-552	25980	01016	166-335	25980	00236
165-553	25980	01051	166-342	25980	00297
165-565	25980	00017	166-365	25980	00089
165-565	25980	00771	166-428	25980	00208
165-566	25980	00366	166-429	25980	00598
165-574	25980	00935	166-430	25980	00593
165-582	25980	00073	166-431	25980	00205
165-583	25980	00074	166-431	25980	00220
165-587	25980	00617	166-476	25980	00210
165-597	25980	00393	1802-01	43990	00574
165-624	25980	00556	1819-02	43990	00565
165-625	25980	00584	186491	50513	00083
165-71	25980	00068	186491	00000	00104
165-711	25980	01096	186491	00000	00554
165-712	25980	01106	186491	00000	00954
165-713	25980	01111	186491	24617	01373
165-714	25980	01101	190697	24617	00373
165-715	25980	01131	191245	00000	00738
165-716	25980	01130	191245	00000	00746
165-717	25980	01127	1914578	16764	00135
165-724	25980	00619	1914973	16764	00138
165-907	25980	00415	1923907	16764	00167
165-910	25980	00416	1927848	16764	00168
165-913	25980	00432	1940974	16764	00185
165-917	25980	00433	1941006	16764	00186
165-920	25980	00424	1941067	16764	00171
165-925	25980	00423	1941114	16764	00177
165-930	25980	00422	1943483	16764	00162
165-932	25980	00492	1946458	16764	00112
166-218	25980	00962	1948304	16764	00124
166-259	25980	00591	1948985	16764	00123
166-268	25980	00090	1951823	16764	00131
166-292	25980	00227	1951823	16764	00183
166-292	25980	00638	1952697	16764	00184
166-293	25980	00244	1953838	16764	00161
166-293	25980	00640	1956-01	43990	00573
166-295	25980	00014	1958126	16764	00125
166-307	25980	00889	1958282	16764	00119
166-308	25980	00895	1958290	16764	00132
166-309	25980	00894	1958291	16764	00120
166-310	25980	00886	1958298	16764	00118
166-311	25980	00606	1958300	16764	00133
166-312	25980	00641	1958302	16764	00116
166-313	25980	00910	1958303	16764	00113
166-314	25980	00038	1958305	16764	00108
166-315	25980	00036	1958312	16764	00126
166-316	25980	00056	1958313	16764	00111
166-320	25980	00620	1958316	16764	00117
166-320	25980	00769	1958367	16764	00165
166-321	25980	00016	1958372	16764	00169
166-323	25980	00607	1958378	16764	00170
166-325	25980	00237	1958383	16764	00178
166-326	25980	00238	1958386	16764	00176
166-327	25980	00592	1958391	16764	00175
166-328	25980	00597	1958393	16764	00192
166-329	25980	00599	1958396	16764	00174

SECTION IV. INDEX-FEDERAL STOCK NUMBER AND REFERENCE NUMBER  
CROSS-REFERENCE TO INDEX NUMBER (Continued)

<u>REFERENCE NO.</u>	<u>MFG CODE</u>	<u>INDEX NO.</u>	<u>REFERENCE NO.</u>	<u>MFG CODE</u>	<u>INDEX NO.</u>
1958398	16764	00166	204-771	25980	00365
1958399	16764	00173	204-772	25980	00387
1958400	16764	00172	204-773	25980	00369
19587-15	05105	01145	204-779	25980	00323
19587-2	05105	01146	204-783	25980	01041
1959319	16764	00160	204-799	25980	00350
1959626	16764	00187	204-805	25980	01097
1961944	16764	00114	204-810	25980	01182
1965388	16764	00159	204-815	25980	01429
19887	05105	01154	204-816	25980	01092
2-1-2X1-8	11568	00716	205-020	25980	01236
2-1-2X3-16	11568	00717	205-020	25980	01320
2BD31	96113	00026	205-021	25980	01195
2BD4-21X1	96113	00029	205-023	25980	01284
2BD4-36	96113	00025	205-024	25980	01271
2B21A	96113	00030	205-031	25980	01204
2D36AB	96113	00023	205-031	25980	01290
2D36C	96113	00031	205-031	25980	01568
2J42A	96113	00021	205-101	25980	01118
200-201	95452	00521	205-229	25980	00324
200-247	25980	01500	205-347	25980	01524
200-890	25980	00388	205-363	25980	00658
20062-1	05105	01161	205-990	25980	01353
201-540	25980	01508	205-993	25980	00076
201-541	25980	01513	205-993-1	78252	00062
201-701	25980	01506	206-004	25980	01407
20144-2	05105	01170	206-005	25980	01415
202-510	25980	01138	206-006	25980	01403
202-579	25980	01444	206-006	25980	01423
202-590	25980	01100	206-007	25980	00474
202-650	25980	01035	206-007	25980	00478
202-773	25980	01451	206-008	25980	00927
202-774	25980	01445	206-011	25980	00470
202-911	25980	01523	206-011	25980	00479
202-994	25980	01439	206-012	25980	00643
202-994	25980	01545	206-013	25980	00931
203-198	25980	00973	206-015	25980	00061
203-222	25980	01501	206-025	25980	01470
203-265	25980	01518	206-066	25980	01197
203-329	25980	00999	206-071	25980	00362
203-410	25980	00972	206-081	25980	00475
203-410	25980	01358	206-082	25980	00476
203-410	25980	01412	206-085	25980	00644
203-410	25980	01474	206-085	25980	00932
203-497	25980	01354	206-086	25980	00645
203-497	25980	01408	206-086	25980	00933
203-497	25980	01416	206-090	25980	00067
203-517	25980	01453	206-091	25980	00322
203-654	25980	01512	206-094	25980	00353
203-655	25980	01520	206-096	25980	00354
203-750	25980	00649	206-097	25980	00971
203-752	25980	00652	206-098	25980	00357
203-897	25980	01420	201-101	25980	00334
203-977	25980	01539	206-012	25980	00351
203-982	25980	01363	206-107	25980	00957
203-993	25980	00966	206-128	25980	00441
203-994	25980	00959	206-137	25980	00060
204-485	25980	01391	206-138	25980	01012
204-486	25980	01055	206-139	25980	01031
206-614	25980	00339	206-141	25980	01011

SECTION IV. INDEX-FEDERAL STOCK NUMBER AND REFERENCE NUMBER  
CROSS-REFERENCE TO INDEX NUMBER (Continued)

<u>REFERENCE NO.</u>	<u>MFG CODE</u>	<u>INDEX NO.</u>	<u>REFERENCE NO.</u>	<u>MFG CODE</u>	<u>INDEX NO.</u>
206-143	25980	00956	206-578	25980	00543
206-145	25980	01504	206-579	25980	00276
206-146	25980	01505	206-581	25980	00302
206-149	25980	00058	206-608	25980	00049
206-153	25980	00458	211-1AP	00424	00978
206-175	25980	00567	22-11	00424	00987
206-176	25980	01074	211-17A	00424	00992
206-261	25980	01126	211-21	00424	00993
206-262	25980	01125	211-22	00424	00991
206-365	25980	00409	211-23D	00424	00989
206-367	25980	00411	211-3A	00424	00980
206-370	25980	00426	211-33	00424	00996
206-373	25980	00420	211-33AP	00424	00994
206-379	25980	00480	211-33B	00424	00995
206-380	25980	00352	211-33S	00424	00997
206-381	25980	00355	211-33W	00424	00998
206-470	25980	00225	211-35P	00424	00979
206-480	25980	01095	211-38A	00424	00982
206-508	25980	00003	211-5	00424	00983
206-532	25980	00214	211-7	00424	00986
206-539	25980	00340	211-8H	00424	00988
206-544	25980	00106	212W112	11568	00696
206-545	25980	00779	21713-1	05105	01171
206-546	25980	00088	220	00424	00975
206-547	25980	00099	220-10AP	00424	00984
206-548	25980	00105	220-21	00424	00981
206-549	25980	00018	220-4	00424	00985
206-549	25980	00773	22459-3	05105	01168
206-549	25980	01610	226-207	25980	00970
206-550	25980	00140	22602-2	05105	01180
206-551	25980	01554	22602-3	05105	01179
206-552	25980	00091	22650-4	05105	01147
206-553	25980	00085	22814-6	05105	01173
206-554	25980	00010	22876-1	05105	01158
206-555	25980	00887	22968-12	05105	01149
206-556	25980	00052	22968-3	05105	01150
206-557	25980	00231	22969-1	05105	01143
206-558	25980	00587	22977-1	05105	01177
206-559	25980	00585	23907	05105	01148
206-560	25980	00097	274170	16764	00122
206-561	25980	00095	274545	16764	00190
206-562	25980	00318	3001-1	43990	00583
206-563	25980	00317	3006-2	43990	00580
206-566	25980	00196	317370	70270	01078
206-566	25980	00275	317371	70270	01077
206-567	25980	00260	317373	70270	01081
206-567	25980	00294	317375	70270	01058
206-568	25980	00287	317376	70270	01056
206-569	25980	00248	317376	70270	01062
206-569	25980	00306	317377	70270	01063
206-570	25980	00207	317378	70270	01064
206-570	25980	00295	317384	70270	01080
206-571	25980	00146	317386	70270	01067
206-571	25980	00281	33	76381	01576
206-572	25980	00268	360-19	43990	00560
206-574	25980	00253	37262	35510	00539
206-575	25980	00261	4-5-8X1-8	11568	00713
206-576	25980	00249	4-5-8X3-16	11568	00714
206-577	25980	00283	4A032-1	88408	00004
206-578	25980	00282	4FAGUFS	70434	00947

SECTION IV. INDEX-FEDERAL STOCK NUMBER AND REFERENCE NUMBER  
CROSS-REFERENCE TO INDEX NUMBER (Continued)

<u>REFERENCE NO.</u>	<u>MFG CODE</u>	<u>INDEX NO.</u>	<u>REFERENCE NO.</u>	<u>MFG CODE</u>	<u>INDEX NO.</u>
400L16	25980	00578	70-215-24	25980	00549
446609	00000	01557	70-215-27	25980	00271
450	12600	01385	70215-84	25980	00309
4506-6F	30327	01380	70-251-22	25980	01571
4506-6F	30327	01405	71331	03990	01026
4506-6F	30327	01425	72708	03990	01021
4506-6M	30327	01381	72715	03990	01025
4506-6M	30327	01404	72716	03990	01027
4506-6M	30327	01424	72720	03990	01028
453299	16764	00134	730DCDRG	08070	01427
453339	16764	00182	73170	03990	00610
453460	16764	00128	73170	03990	01024
453461	16764	00127	7412783	00000	00493
453468	16764	00180	7502C	04941	00217
453789	16764	00189	7720853	00000	00147
453978	16764	00129	7720853	00000	00197
455431	16764	00121	7720853	00000	00250
4716	05105	01172	7720853	00000	00254
5000-93	11568	00711	7720853	00000	00262
505V	98738	00222	7720853	00000	00269
507AG	98738	00077	7720853	00000	00277
507AG	98738	00303	7720853	00000	00284
510-37	25980	00572	7720853	00000	00288
5100	32573	01057	7720853	00000	00307
5103	32573	01079	7720853	00000	00461
5105	32573	01075	7720853	00000	00547
5110	32573	01061	7762603	00000	00460
5112	32573	01076	7762603	00000	00546
5113	32573	01082	7762622	00000	00463
5115	32573	01083	7762622	00000	00551
5117	32573	01069	7762623	00000	00550
5118	32573	01068	7762628	00000	00464
5119	32573	01066	7765237	00000	00459
5121	32573	01070	7765237	00000	00545
5122	32573	01059	7982401	00000	00311
5323	00424	00990	7982997	00000	00258
5497	03990	01018	7982997	00000	00266
573000	00000	00544	7982997	00000	00274
594104	00000	01135	7982997	00000	00313
595260	00000	01093	7982997	00000	01603
6064	03990	01022	80	12600	00542
61-060	25980	01014	8141803	00000	00767
61-110-30	25980	00055	82600	04009	00240
61-110-45	25980	00930	8338561	00000	00257
61-110-8	25980	00051	8338561	00000	00265
61-147-11-1-2	25980	00646	8338561	00000	00273
61-147-31	25980	00934	8338561	00000	00312
61-148	25980	00486	8338561	00000	01599
64-032-44	70436	00079	8338562	00000	00256
64-032-44	70436	00219	8338562	00000	00264
640-1B5	03996	01019	8338562	00000	00272
640-105	03990	01017	8338562	00000	00310
640-105B	03996	01020	8338562	00000	01577
66-021	25980	01456	851	12600	01384
68-027	25980	00491	874195	33525	01555
70	12600	00541	904755	16764	00110
70-040-34	25980	00098	9371	05105	01153
70-040-41-1-2	25980	00588	9374-3	05105	01176
70-215-11	25980	00149	9375	05105	01162
70-215-22	25980	00199	9378	05105	01165

SECTION IV. INDEX-FEDERAL STOCK NUMBER AND REFERENCE NUMBER  
CROSS-REFERENCE TO INDEX NUMBER (Continued)

<u>REFERENCE NO.</u>	<u>MFG CODE</u>	<u>INDEX NO.</u>	<u>REFERENCE NO.</u>	<u>MFG CODE</u>	<u>INDEX NO.</u>
9379	05105	01166	9547	05105	01156
9380	05105	01163	9548	05105	01152
9383	05105	01167	9665	05105	01169
9384	05105	01164	9833	05105	01159
9385	05105	01160	9841	05105	01142
9391	05105	01155	9841	05105	01516
9416004	16764	00136	998-01	43990	00581
9416878	16764	00179	999-03	43990	00582
9421426	16764	00137	999-56080-0100	96906	01273
9544	05105	01144	999-75016-0003	96906	00830

By Order of the Secretary of the Army:

Official:

**KENNETH G. WICKHAM,**  
*Major General, United States Army,*  
*The Adjutant General.*

**W. C. WESTMORELAND,**  
*General, United States Army,*  
*Chief of Staff.*

Distribution:

To be distributed in accordance with DA Form 12-25, Set I, (qty rqr Block #139) Direct and General Support maintenance requirements for Lubricating and Servicing equipment.

RECOMMENDED CHANGES TO EQUIPMENT TECHNICAL PUBLICATIONS



THEN...JOT DOWN THE  
DOPE ABOUT IT ON THIS FORM.  
CAREFULLY TEAR IT OUT, FOLD IT  
AND DROP IT IN THE MAIL.

SOMETHING WRONG WITH PUBLICATION

FROM: (PRINT YOUR UNIT'S COMPLETE ADDRESS)

DATE SENT

PUBLICATION NUMBER

PUBLICATION DATE

PUBLICATION TITLE

BE EXACT PIN-POINT WHERE IT IS

PAGE  
NO.

PARA-  
GRAPH

FIGURE  
NO.

TABLE  
NO.

IN THIS SPACE, TELL WHAT IS WRONG  
AND WHAT SHOULD BE DONE ABOUT IT.

TEAR ALONG PERFORATED LINE

PRINTED NAME, GRADE OR TITLE AND TELEPHONE NUMBER

SIGN HERE

# The Metric System and Equivalents

## Linear Measure

1 centimeter = 10 millimeters = .39 inch  
 1 decimeter = 10 centimeters = 3.94 inches  
 1 meter = 10 decimeters = 39.37 inches  
 1 dekameter = 10 meters = 32.8 feet  
 1 hectometer = 10 dekameters = 328.08 feet  
 1 kilometer = 10 hectometers = 3,280.8 feet

## Weights

1 centigram = 10 milligrams = .15 grain  
 1 decigram = 10 centigrams = 1.54 grains  
 1 gram = 10 decigrams = .035 ounce  
 1 dekagram = 10 grams = .35 ounce  
 1 hectogram = 10 dekagrams = 3.52 ounces  
 1 kilogram = 10 hectograms = 2.2 pounds  
 1 quintal = 100 kilograms = 220.46 pounds  
 1 metric ton = 10 quintals = 1.1 short tons

## Liquid Measure

1 centiliter = 10 milliliters = .34 fl. ounce  
 1 deciliter = 10 centiliters = 3.38 fl. ounces  
 1 liter = 10 deciliters = 33.81 fl. ounces  
 1 dekaliter = 10 liters = 2.64 gallons  
 1 hectoliter = 10 dekaliters = 26.42 gallons  
 1 kiloliter = 10 hectoliters = 264.18 gallons

## Square Measure

1 sq. centimeter = 100 sq. millimeters = .155 sq. inch  
 1 sq. decimeter = 100 sq. centimeters = 15.5 sq. inches  
 1 sq. meter (centare) = 100 sq. decimeters = 10.76 sq. feet  
 1 sq. dekameter (are) = 100 sq. meters = 1,076.4 sq. feet  
 1 sq. hectometer (hectare) = 100 sq. dekameters = 2.47 acres  
 1 sq. kilometer = 100 sq. hectometers = .386 sq. mile

## Cubic Measure

1 cu. centimeter = 1000 cu. millimeters = .06 cu. inch  
 1 cu. decimeter = 1000 cu. centimeters = 61.02 cu. inches  
 1 cu. meter = 1000 cu. decimeters = 35.31 cu. feet

## Approximate Conversion Factors

To change	To	Multiply by	To change	To	Multiply by
inches	centimeters	2.540	ounce-inches	newton-meters	.007062
feet	meters	.305	centimeters	inches	.394
yards	meters	.914	meters	feet	3.280
miles	kilometers	1.609	meters	yards	1.094
square inches	square centimeters	6.451	kilometers	miles	.621
square feet	square meters	.093	square centimeters	square inches	.155
square yards	square meters	.836	square meters	square feet	10.764
square miles	square kilometers	2.590	square meters	square yards	1.196
acres	square hectometers	.405	square kilometers	square miles	.386
cubic feet	cubic meters	.028	square hectometers	acres	2.471
cubic yards	cubic meters	.765	cubic meters	cubic feet	35.315
fluid ounces	milliliters	29.573	cubic meters	cubic yards	1.308
pints	liters	.473	milliliters	fluid ounces	.034
quarts	liters	.946	liters	pints	2.113
gallons	liters	3.785	liters	quarts	1.057
ounces	grams	28.349	liters	gallons	.264
pounds	kilograms	.454	grams	ounces	.035
short tons	metric tons	.907	kilograms	pounds	2.205
pound-feet	newton-meters	1.356	metric tons	short tons	1.102
pound-inches	newton-meters	.11296			

## Temperature (Exact)

°F Fahrenheit temperature      5/9 (after subtracting 32)      Celsius temperature      °C



**PIN: 005947-000**